

**0281002872 DRV Control Valve Technical File****SKU: G1F10281002872**

## 0281002872 DRV Control Valve Technical File

### Content

1. 0281002872 DRV Control Valve Introduction.....	2
1.1. 0281002872 DRV Control Valve Basic Information.....	2
1.2. 0281002872 DRV Control Valve Common Part Number .....	2
1.3. 0281002872 DRV Control Valve Parameter .....	2
1.4. 0281002872 DRV Control Valve Quality Control.....	3
1.5. 0281002872 DRV Control Valve Customized Service.....	3
1.6.0281002872 DRV Control Valve Packing List and Package Size .....	3
1.7. 0281002872 DRV Control Valve Warranty Instructions.....	4
1.8. 0281002872 DRV Control Valve Manufacturer.....	5
2. 0281002872 DRV Control Valve Technical Support Obtaining Methods.....	5
3.0281002872 DRV Control Valve Purchase and Delivery .....	5
3.1.0281002872 DRV Control Valve Purchase Payment Term .....	5
3.2.0281002872 DRV Control Valve Main Sales Markets .....	5
3.3.0281002872 DRV Control Valve Declaration Requirements.....	5
3.4. 0281002872 DRV Control Valve Shipping Ways.....	5
3.5. 0281002872 DRV Control Valve Lead time .....	6
3.6. 0281002872 DRV Control Valve Logistics Time for Destination Out of China’s Areas.....	6
3.7. 0281002872 DRV Control Valve Packing.....	7
4.0281002872 DRV Control Valve Storage Standard.....	8
5. Company Information.....	8
5.1. Company Introduction.....	9
5.2. Salesmen’s Contact Information.....	10
6. Copyright Statement.....	10

## 0281002872 DRV Control Valve Technical File

### 1. 0281002872 DRV Control Valve Introduction

#### 1.1. 0281002872 DRV Control Valve Basic Information

Title	Common Rail 0281002872 DRV Control Valve	Quality
SKU	G1F10281002872	China Made New

#### 1.2. 0281002872 DRV Control Valve Common Part Number

##### (1) DRV Control Valve Exchange Information

DRV Control Valve Part Number	Car Model	OE Number	OE Number
0281002872	CITROEN	0281002493	1933 38/1933 25

##### (2) DRV Control Valve Application Information

Common Rail Pipe Part Number	Compatible Number	Car Model	Engine Model
0445010162	0986437005/ 0445010282	CHEVROLET	DW10ATED
0445010163	0445010283/ 0986437017	CITROEN	RHY
0445010164	0986437018/ 0445010284	FIAT	RHX
0445010282	0986437005/ 0445010162	SUZUKI	RHZ
0445010283	0986437017/ 0445010163	PEUGEOT	RHY
0445010284	0986437018/ 0445010164	CITROEN	RHX

##### (3) DRV Control Valve Part Number Common Writing

0281002872, 0445010162, 0445010163, 0445010164, 0445010282, 0445010283, 0445010284, 0986437005, 0445010282, 0445010283, 0986437017, 0986437018, 0445010284, 0986437005, 0445010162, 0986437017, 0445010163, 0986437018, 0445010164, 0281002493, 1933 38, 1933 25

#### 1.3. 0281002872 DRV Control Valve Parameter

DRV Control Valve Size: 8cm\*5 cm \*5 cm

DRV Control Valve Package Size: 12cm\*7cm\*7cm

DRV Control Valve Net Weight: 0.2kg

DRV Control Valve Gross Weight: 0.22kg

DRV Control Valve Quality: China Made New

DRV Control Valve MOQ: 4 Pieces

**1.4. 0281002872 DRV Control Valve Quality Control**

**(1) DRV Control Valve Testing**

All DRV control valve spare parts are tested for electrical characteristics, accuracy, high temperature, low temperature, withstand voltage, leakage, durability, and various working conditions.

**(2) DRV Control Valve Inspection**

The factory inspection of the DRV control valve is undergone full inspection, random inspection, and batch inspection three inspections. Different brands of test benches are used to test the same DRV control valve for a total of no less than three times for factory inspection, and the DRV control valve installation testing environment are progressed in dust-free workshop.

**1.5. 0281002872 DRV Control Valve Customized Service**

**(1) DRV Control Valve Customized Service:** Meet the customized needs of OEM manufacturers for shell lettering, logo engraving, DRV control valve internal packaging, DRV control valve external packaging and labels customized, etc.

		
Neutral Engraving	Neutral Label	Neutral Package

**(2) DRV Control Valve Customized Service Requirements:**

Customized DRV control valve packages no less than **100 pieces**.

Customized DRV control valve engraving no less than **100 pieces**.

The purchased of customized DRV control valve are not less than **1000 pieces**.


When the customized products involve the need of specify logo, the OEM manufacturer needs to provide trademark authorization and the sample of logo image file.

**▲ Once the customized DRV control valve is sold, it cannot be returned or exchanged if there is no quality problems.**

**1.6. 0281002872 DRV Control Valve Packing List and Package Size**

**(1) DRV Control Valve Spare Parts List**

No.	1	2	3
Image			
Name	DRV Control Valve	VCI Anti-rust Bag	Oil Absorbing Paper
Description	DRV control valve part number: 0281002872	Prevent DRV control valve from rusting	Protect the unit pump from leakage

No.	4	5	6
Image		/	/
Name	DRV Control Valve Packing Box	/	/
Description	Place DRV control valve and DRV control valve accessories	/	/

**⚠ Minors are forbidden to use the DRV control valve assembly, spare parts, package box, anti-rust bag to avoid injury.**

**⚠ The protective cover is recyclable accessories that can be reused.**

**⚠ VCI anti-rust bags and bubble bags are non-degradable materials, please dispose of them properly after using.**

### 1.7. 0281002872 DRV Control Valve Warranty Instructions

#### (1) Product Warranty Conditions and Instructions

It is necessary to provide pictures, videos, or test reports detected by the DRV control valve inspection equipment when the DRV control valve is abnormal during use as evidence to feed back to the salesman. Abnormal conditions are properly explained such as: 1.Smoke, 2. Engine shake, 3. Difficulty starting the engine, 4. Engine noise, 5. oil leakage etc.

#### (2) DRV Control Valve Warranty Coverage

Within 15 days after customer receives the 0281002872 injector, if there is a performance failure and the product has no appearance damage, customer can choose to replace it or repair it;

If the 0281002872 DRV control valve has performance problems during the warranty period (6-12 months), and it is confirmed that it is product's problems after testing, you can contact our salesmen to replace the same model or a reworked product with the same performance for free;

If the DRV control valve is confirmed to be not faulty, it will be returned in its original condition.

**⚠ Tips: For products not covered by warranty, our company can provide paid maintenance services. For products after paid repaired, the same performance problem will have a free warranty period within 3 months from the date of repairing.**

#### (3) DRV Control Valve Out of Warranty Coverage

- The warranty period has expired.
- DRV control valve working failure caused by high temperature, high pressure, humidity, rain and snow, saline-alkali land, earthquake, and used in abnormal environment.
- DRV control valve damage caused by man-made reasons (throwing, strong magnetic field magnetization, set fire).
- DRV control valve working failure or DRV control valve damaged caused by non-DRV control valve design,

technology, manufacturing, quality and other issues.

- DRV control valve working failure due to system pressure exceeding system approved pressure.
- DRV control valve working failure caused by impurities (water, lead, aluminum powder, iron powder, sulfide) in the system fuel exceeding the standard requirements.
- DRV control valve working failure caused by not installing according to the tightening torque specified in the vehicle engine maintenance manual (the tightening torque is too large or too small).
- DRV control valve working failure caused by not following the installation angle specified in the vehicle engine maintenance manual.
- DRV control valve working failure caused by not following the cleaning requirements specified in the vehicle engine maintenance manual.
- DRV control valve working failure caused by failure to replace consumable parts as specified in the vehicle engine maintenance manual.

### 1.8. 0281002872 DRV Control Valve Manufacturer

**DRV control valve manufacturer:** Shenzhen Shumatt Technology Co., Ltd

## 2. 0281002872 DRV Control Valve Technical Support Obtaining Methods

- (1) DRV Control Valve Technical File , visit <http://shumatt.com> to get the technical file.
- (2) DRV Control Valve Technical Videos

**Facebook:** Visit <https://www.facebook.com/hison.li> to get the technical videos, constantly follow can get more information.

**YouTube:** [https://www.youtube.com/channel/UCByvYBx7VjV\\_mAfxh\\_Hu-aw](https://www.youtube.com/channel/UCByvYBx7VjV_mAfxh_Hu-aw) to get the technical videos, constantly follow can get more information.

**Shumatt:** Visit <http://shumatt.com> to get the technical videos.

- (3) DRV Control Valve Information Query Software  
TruckBook Parts EPC APP, Android/Apple App Store download and install, visit <http://shumatt.com> to get the download and installation tutorial
- (4) Search The DRV control valve test data through TruckBook Parts EPC APP.

## 3.0281002872 DRV Control Valve Purchase and Delivery

### 3.1.0281002872 DRV Control Valve Purchase Payment Term

**Payment Terms:** T/T, PayPal, Alipay, WeChat

▲ Please contact our salesmen for specific payment information.

### 3.2.0281002872 DRV Control Valve Main Sales Markets

DRV control valve main sales markets: Asia, Europe, North America, South America, Africa etc.

### 3.3.0281002872 DRV Control Valve Declaration Requirements

Shumatt can assist customers to provide the following documents for import customs clearance: contract, invoice, packing list, bill of lading, insurance policy, certificate of origin, etc.

### 3.4. 0281002872 DRV Control Valve Shipping Ways

**Destination in China areas:** SF Express, Debon Express, the corresponding logistics company can be provided according to customer requirements in special cases.

**Destinations out of China's areas:** DHL, UPS, FedEx, TNT air, ocean or other shipping methods required by customers.

**3.5. 0281002872 DRV Control Valve Lead time**

**Lead time:** Send out within 3 – 7 working days after receiving payment ( Except for special products and special cases ) .

**3.6. 0281002872 DRV Control Valve Logistics Time for Destination Out of China's Areas**

**DHL Logistics Time :**

Country or Region of Departure	Hong Kong, China	Other Countries or Regions of Asia	Australia and New Zealand	Europe	America	Other Countries
China's Mainland	7 Days	7 Days	8 Days	8 Days	8-12 Days	7-10 Days

**UPS Logistics Time: Country or Region of Departure: China's Mainland**

Country of Destination	Estimated Arrival Time	Country of Destination	Estimated Arrival Time	Country of Destination	Estimated Arrival Time
Japan	3 Days	UK	5-7Days	Egypt	5-7 Days
Turkey	5-7 Days	Singapore	3 Days	Switzerland	5-7 Days
Bahrain	5-7 Days	Latvia	7-10 Days	New Zealand	7-10 Days
Sri Lanka	5-7 Days	Thailand	3 Days	Austria	5-7 Days
Romania	5-7 Days	Vietnam	3-5 Days	Estonia	5-7 Days
Malaysia	3-5 Days	Israel	5-7 Days	Mexico	7-10 Days
France	5-7 Days	America	5-7 Days	United Arab Emirates	5-7 Days
Italy	5-7 Days	Netherlands	5-7 Days	Bengal	7-10 Days
Lebanon	5-7 Days	Philippine	3-5 Days	Greece	7-10 Days
South Korea	3 Days	Spain	5-7 Days	Myanmar	5-7 Days
Canada	5-7 Days	Germany	5-7 Days	Saudi Arabia	7-10 Days
Portugal	5-7 Days	Australia	5-7 Days	South Africa	7-10 Days
Denmark	5-7 Days	Belgium	5-7 Days	Ukraine	7-10 Days
India	7-10 Days	Qatar	7-10 Days	Poland	5-7 Days
Indonesia	3-5 Days	Morocco	7-10 Days	Pakistan	7-10 Days
Kuwait	7-10 Days				

 **The logistics time is for reference only , subjects are according to the actual arrival.**

### 3.7. 0281002872 DRV Control Valve Packing

**Domestic express packaging:** Usually wrapped in waterproof scotch tape, such as picture No.1.

**International express packaging:** Wrapped with waterproof yellow tape After wrapping the black protective film, such as picture No. 2.


**Pallet Shipping:** Use fumigation free and recycling trays that meet export requirements, and use white wrapping protective film to wrap and bind with cable ties for the outside, such as picture No. 3, also, the products can be packaged according to customers' requirements.

- ⚠ **The packing tray is made of plastic and can be recycled.**
- ⚠ **Transparent tape, yellow tape, black wrapping protective film, white wrapping protective film are non-degradable materials, please dispose of them properly.**
- ⚠ **Minors are prohibited from using transparent tape, yellow tape, black wrapping protective film, and white wrapping protective film to avoid injury.**



Pic No. 1

**Domestic express packaging:**  
Wrapped with Transparent tape



Pic No. 2

**International express packaging:**  
Wrapped with yellow tape after wrapping black protective film





**Pallet Shipping:** Use pallet that meet export requirements, and use white wrapping protective film to wrap and bind with cable ties

#### 4.0281002872 DRV Control Valve Storage Standard

##### (1) Choose a suitable storage place

The warehouse and cargo yard where the DRV control valve is stored should be kept clean and dry, and away from the factory buildings that generate harmful gases and dust; do not mix with acids, alkalis, salts and other substances; the storage place should have a good drainage system; the cargo yard should be flattened with gravel or furnace ash etc. to enhance the water permeability of the surface layer to keep the reservoir area dry.

##### (2) Strict requirements of warehousing

Strict inspections should be carried out when the DRV control valves are put into storage, the surface cleaning work should be done well to remove water traces, oil stains, ash and other dirt, remove the rust and do anti-rust treatment in time. Packaged injectors must be protected from damage.

##### (3) Keep the warehouse dry and preventing moisture

The relative humidity is usually below 70% for the DRV control valves placed in the room, and the corrosion of the DRV control valves is significantly reduced.

DRV control valve s must be stored in the warehouse, and they are forbidden to store in the same warehouse with commodities with high water content.

##### (4) Stack Properly

After the DRV control valve is exposed to rain, the corrosion rate will increase significantly. The purpose of sealing is to isolate the DRV control valve from rainwater and humid air, so the warehouse window should be checked in time to avoid rainwater entering the warehouse

If the DRV control valve package is damaged, it should be repaired or replaced; when the package is damp, the packaging material should be dried; if the original anti-corrosion and oil applied at the factory is found to be damaged or dried up, it should be cleaned and re-applied oil in time.

 It is forbidden to leave the DRV control valve exposed in the air for a long time.

 It is forbidden to store acid, alkali, salt and other substances together with the DRV control valve.

 The unpacked DRV control valve must be rust-proof during secondary storage.

#### 5. Company Information




### 5.1. Company Introduction


**Chinese Name:** 深圳市舒马特科技有限公司

**English Name:** Shenzhen Shumatt Technology Co., Ltd


 **Mob Phone/WeChat:** +86-13410541523


 **HK Telephone:** +852-67653519

 **Telephone:** +86-755-23215133


 **Email:** ruby@shumatt.com

 **Website:** www.shumatt.com

 **Shenzhen Office:** 11-12, Floor 14, Building 13, Qinchengda Building, Exit A, Honglang North Subway Station, Bao'an District, Shenzhen, China's Mainland

 **Shenzhen Office:** Exit C, Qiao Touxu Metro Station, NO. 66 Chongqing Road, Fuhai Avenue, Bao'an District, Shenzhen, China Mainland

 **Hong Kong Office:** Jianfa Street Industrial Zone, Tuen Mun, New Territories, Hong Kong, China

 **After-sales Service Address:** Please contact our salesmen to obtain and provide the corresponding product maintenance reasons (Reference: [1.10. 0281002872 DRV Control Valve Warranty Instructions](#).)

Mob/WhatsApp: +86 13410541523

Email : [ruby@shumatt.com](mailto:ruby@shumatt.com)

© 2022 Shenzhen Shumatt Technology Co., Ltd

Tel: +8675523215133

Website : [www.shumatt.com](http://www.shumatt.com)

**5.2. Salesmen's Contact Information**

No.	Name	WeChat/WhatsApp	Email
1	Ruby	+86-13410541523	ruby@shumatt.com
2	Ivy	+86-18025299821	sales@shumatt.com
3	Rebecca	+86-18025349821	sales01@shumatt.com
4	Janny	+86-18028749821	sales02@shumatt.com
5	Sam	+86-13316859821	Sales8@shumatt.com
6	Natalie	+86- 18938945856	sales15@shumatt.com
7	Ada	+86-1342286353	sales5@shumatt.com
8	Hison Li	+86-18318811871	web@shumatt.com
9	Mecca	+86-18938948618	sales11@shumatt.com
10	Eric	+86 18319033618	sales3@shumatt.com
11	Wayne ( Joaquín en español )	+86-13316959821	wayne@shumatt.com
12	Sylvia	+86 18312499884	sales6@shumatt.com

Visit <http://shumatt.com> to obtain the latest information of salesmen

**PS:** Shumatt's salesmen's emails are all end with **@shumatt.com**

**6. Copyright Statement**

The copyright of any contents (including but not limited to parameters, data, text, charts, images, sounds or videos, etc.) provided in "*0281002872 DRV Control Valve Technical File*" belong to Shenzhen Shumatt Technology Co., Ltd. Without the prior written permission of Shenzhen Shumatt Technology Co., Ltd., you are not allowed to modify any contents in "*0281002872 DRV Control Valve Technical File*" in any way. At the same time, any conditions to spread, repost, display the contents of "*0281002872 DRV Control Valve Technical File*" should indicate that the cited article is from Shenzhen Shumatt Technology Co., Ltd., Any actions failure to follow above conditions to use "*0281002872 DRV Control Valve Technical File*" will violate the "*Copyright Law of the People's Republic of China*" and other laws and regulations and the provisions of relevant international conventions.