

095009-6490 Injector Overhaul Kit G2 Series Technical File

SKU1: L30000D5D096490

SKU2: G1S80950096490



095009-6490 Injector Overhaul Kit G2 Series Technical File

Content

1. 095009-6490 Injector Overhaul Kit Introduction.....	2
1.1. 095009-6490 Injector Overhaul Kit Basic Information	2
1.2. 095009-6490 Injector Overhaul Kit Common Part Number.....	2
1.3. 095009-6490 Injector Overhaul Kit Parameter.....	2
1.4. 095009-6490 Injector Overhaul Kit Specifications and Dimensions Parameter.....	2
1.5. 095009-6490 Injector Overhaul Kit Quality Control.....	3
1.6. 095009-6490 Injector Overhaul Kit Customized Service	3
1.8. 095009-6490 Injector Overhaul Kit Package List & Package Size	4
1.9. 095009-6490 Injector Overhaul Kit Testing Standard and Certificate	5
1.10. 095009-6490 Injector Overhaul Kit Warranty Description	6
1.11. 095009-6490 Injector Overhaul Kit Manufacturer	7
2. 095009-6490 Injector Overhaul Kit Technical Support.....	7
2.1. 095009-6490 Injector Overhaul Kit Installation Precautions	7
2.2. Reasons For 095009-6490 Injector Overhaul Kit Not Working Normally.....	8
2.3. Causes of 095009-6490 Injector Overhaul Kit Being Damaged	8
2.4. 095009-6490 Injector Overhaul Kit Technical Support Obtaining Methods	9
3. 095009-6490 Injector Overhaul Kit Purchase and Delivery	9
3.1. 095009-6490 Injector Overhaul Kit Purchase Payment Term.....	9
3.2. 095009-6490 Injector Overhaul Kit Main Sales Markets.....	9
3.3. 095009-6490 Injector Overhaul Kit Declaration Requirements	9
3.4. 095009-6490 Injector Overhaul Kit Shipping Ways.....	10
3.5. 095009-6490 Injector Overhaul Kit Lead time	10
3.6. 095009-6490 Injector Overhaul Kit Logistics Time for Destination Out of China's Areas	10
3.7. 095009-6490 Injector Overhaul Kit Packing	10
4. 095009-6490 Injector Overhaul Kit Storage Standard	12
5. Company Information.....	12
5.1. Company Introduction.....	13
5.2. Sale-men Contact Information	13
6. Copyright Statement	14

095009-6490 Injector Overhaul Kit G2 Series Technical File**1. 095009-6490 Injector Overhaul Kit Introduction****1.1. 095009-6490 Injector Overhaul Kit Basic Information**

Injector Overhaul Kit Title	095009-6490 Injector Overhaul Kit G2 Series
SKU 1	L30000D5D096490
SKU 2	G1S80950096490

1.2. 095009-6490 Injector Overhaul Kit Common Part Number**(1) Injector Overhaul Kit Applicable Injector Model**

Injector Part Number	OE Number	OE Number
095000-6490	095009-6490	RE529118

(2) Injector Overhaul Kit Matching Information

Vehicle Brand	Car Model	Engine Model	Production Date
/	/	/	/

(3) Injector Overhaul Kit Number Common Writing

095000-6490, 0950006490, 095000-6491, 0950006491, 095000-6492, 0950006492, 095000-6493, 0950006493, 095000-6494, 0950006494, 095000-6495, 0950006495, 095000-6496, 0950006496, 095000-6497, 0950006497, 095000-6498, 0950006498, 095000-6499, 0950006499, 095000-649#, 095000649#, 095009-6490, 0950096490, 095009-6491, 0950096491, 095009-6492, 0950096492, 095009-6493, 0950096493, 095009-6494, 0950096494, 095009-6495, 0950096495, 095009-6496, 0950096496, 095009-6497, 0950096497, 095009-6498, 0950096498, 095009-6499, 0950096499, 095009-649#, 095009649#, RE529118

1.3. 095009-6490 Injector Overhaul Kit Parameter

Applicable System: Common Rail System

Injector Overhaul Kitseries: G2 series

Injector Overhaul Kit Type: Electromagnetic Injector Overhaul Kit

1.4. 095009-6490 Injector Overhaul Kit Specifications and Dimensions Parameter

Injector Overhaul Kit Size: 12cm* 8cm *3cm

Single Injector Overhaul Kit Weight: 100g

Injector Overhaul Kit Weight Per Bag: 120g

Injector Overhaul Kit Quality: China Made New

Injector Overhaul Kit Package Size: 14cm* 10cm *3cm

Injector Overhaul Kit Type: High Pressure Common Rail Injector Overhaul Kit

Injector Overhaul Kit MOQ: 4 pcs

1.5. 095009-6490 Injector Overhaul Kit Quality Control

(1) Injector Overhaul Kit Testing

All parts of the injector overhaul kit have undergone electrical characteristics testing, precision testing, high temperature testing, low temperature testing, withstand pressure testing, leakage testing, durability testing, and various working conditions testing.

(2) Injector Overhaul Kit Installation

In addition, the injector overhaul kit production and installation process is quality controlled. Our company strictly follows the standard product installation data and product installation steps for installation, such as injector overhaul kit stroke test, injector overhaul kit solenoid valve tightening torque, injector overhaul kit nozzle tightening torque.

(3) Injector Overhaul Kit Inspection

The factory inspection of the injector overhaul kit has undergone three inspections: full inspection, random inspection, and batch inspection. Different brands of test benches are used to test the same injector overhaul kit for more than three times for factory inspection, and the injector overhaul kit installation testing environment are progressed in dust-free workshop.

1.6. 095009-6490 Injector Overhaul Kit Customized Service

(1) Injector Overhaul Kit Customized Service Coverage: Meet OEM manufacturers' customization needs for shell engraving, logo engraving, injector overhaul kit internal packaging, injector overhaul kit external packaging and labels, etc.



(2) Injector Overhaul Kit Customized Service Requirements:

The purchase of customized injector overhaul kit is no less than 10 pieces.

The purchase of customized injector overhaul kit package is no less than 1000 pieces.

▲ Customized products involve the need of specify logo. The OEM manufacturer needs to provide trademark authorization and the sample of logo image file.

▲ Once the customized injector overhaul kit is sold, it can't be returned or exchanged if there is no quality problems.

1.8. 095009-6490 Injector Overhaul Kit Package List & Package Size

(1) Injector Overhaul Kit Spare Parts List

No.	1	2	3
Image			
Name	Injector Overhaul Kit Assembly	Nozzle	Valve plate
Description	Injector overhaul kit assembly part number 095009-6490	Injector nozzle part number Order number: 093400-8870 Engraved number: DLLA139P887	Injector valve plate part number 295040-0400 (04#)
No.	4	5	6
Image			
Name	Nut	O-ring	VCI Anti-rust Bag
Description	Before installation, confirm the length, diameter and thread of the cap	Ensure that the sealing performance between the Injector and the engine meets the standard	Prevent accessories from rusting
No.	7		
Image		/	/
Name	Lining	/	/
Description	Place overhaul kit accessories	/	/

⚠ Minors are prohibited from using the injector overhaul kit assembly, O-ring, nozzle protective cover, oil return protective cover, VCI anti-rust bag, and bubble bag to avoid personal injury.

⚠ O-rings and nozzle washer shim are one-time installation accessories and need to be replaced when installed again.

⚠ The nozzle protective cover and oil return protective cover are recyclable accessories and can be reused.

⚠ VCI anti-rust bags and bubble bags are non-degradable materials, please dispose of them properly

after using.

▲ The injector overhaul kit and the installation part duct must be treated with appropriate sealing oil during installation.

(2) Injector Overhaul Kit Package Size



No.	Name	Injector Overhaul Kit Package Size (cm)
1	Injector Overhaul Kit Package	14*10*3

1.9. 095009-6490 Injector Overhaul Kit Testing Standard and Certificate

We can provide the factory quality inspection test report of each injector overhaul kit to ensure that each injector overhaul kit delivered meets the engine performance indicators.

- ① The warranty period has expired.
- ② Injector overhaul kit failure caused by high temperature, high pressure, humidity, rain and snow, saline-alkali land, earthquake, and used in abnormal environment.
- ③ Customer disassembles or repairs the injector overhaul kit personally resulting in damage to the injector overhaul kit.
- ④ Injector overhaul kit damage caused by man-made reasons (throwing, strong magnetic field magnetization, set fire).
- ⑤ Injector overhaul kit failure or Injector overhaul kit damage caused by non-Injector overhaul kit design, technology, manufacturing, quality and other issues.
- ⑥ Injector overhaul kit failure due to system pressure exceeding system approved pressure.
- ⑦ Injector overhaul kit failure caused by system voltage exceeding approved voltage.
- ⑧ Injector overhaul kit failure caused by impurities (water, lead, aluminum powder, iron powder, sulfide) in the system fuel exceeding the standard requirements.
- ⑨ Injector overhaul kit failure caused by not installing according to the tightening torque specified in the vehicle engine maintenance manual (the tightening torque is too large or too small).
- ⑩ Injector overhaul kit failure caused by not following the installation angle specified in the vehicle engine maintenance manual.
- 11 Injector overhaul kit failure caused by not following the cleaning requirements specified in the vehicle engine maintenance manual.
- 12 Injector overhaul kit failure caused by failure to replace consumable parts as specified in the vehicle engine maintenance manual.
- 13 Injector overhaul kit failure caused by not complying with the intake system fit clearance and exhaust system fit clearance requirements specified in the vehicle engine maintenance manual.
- 14 Failure to replace the consumable parts and the fitting clearance of the oil inlet system pipeline and the Injector overhaul kit connection in accordance with the fuel intake system specified in the vehicle engine maintenance manual.

1.11. 095009-6490 Injector Overhaul Kit Manufacturer

injector overhaul kit Manufacturer: Shenzhen Shumatt Technology Co., Ltd

2. 095009-6490 Injector Overhaul Kit Technical Support

2.1. 095009-6490 Injector Overhaul Kit Installation Precautions

- (1) The replacement of the injector overhaul kit must strictly follow the electrical system, the approved pressure of the low-pressure fuel intake system, the approved pressure of the high-pressure fuel circuit system, and fuel system replacement consumables requirements (including the low-pressure fuel circuit system filter and the high-pressure fuel circuit) specified in the vehicle engine maintenance manual.
- (2) Replacement of wearing parts of the fuel system, cleaning requirements for the connection between the fuel system and the injector overhaul kit, the fitting clearance of the injector overhaul kit connection, the installation angle and tightening torque of the injector overhaul kit, the fitting clearance of the intake system, and the fitting clearance of the exhaust system to ensure the service life of the engine and the normal operation of the injector overhaul kit.
- (3) When installing the injector overhaul kit on the engine, it is necessary to clean the engine block,

cylinder head and other parts connected to the injector overhaul kit, and ensure that there is no dust, carbon deposits, water, rust spots, etc.

- (4) Before installing, check whether the injector overhaul kit washer shim has been replaced and installed on the injector overhaul kit.
- (5) When installing the injector overhaul kit, apply lubricant between the injector overhaul kit, fuel nozzle sealing washer shim and O-ring.
- (6) Without replacing new washer shim can lead to: deformation of the tight cap of nozzle, deformation of nozzle, deformation of nozzle orifice, oil leakage and air leakage, which will cause serious damage to the injector overhaul kit and nozzle to break and cause damage to the engine.
- (7) When installing the injector overhaul kit on the engine, please carefully check the components related to the installation of the injector overhaul kit, such as the injector overhaul kit pressure plate, screw, injector overhaul kit rod and other accessories are not deformed, and install it in strict accordance with the operation steps of the engine maintenance manual.
- (8) It is forbidden to operate the bare injector overhaul kit for a long time in an environment with serious dust pollution and corrosion to iron products.
- (9) It is forbidden to operate the bare injector overhaul kit for a long time in a strong magnetic field environment.

2.2. Reasons For 095009-6490 Injector Overhaul Kit Not Working Normally

- (1) There is air in the oil circuit of the engine fuel system.
- (2) Vehicle injector overhaul kit oil supply system is not normal.
- (3) Engine common rail system oil leakage or pressure limiting valve damage.
- (4) There is a short circuit, cutting out and poor contact in the wiring harness connected to the injector overhaul kit of the vehicle.
- (5) The long-term placement of the injector overhaul kit causes the anti-rust oil to solidify, and the internal components are stuck or the oil holes are blocked.

⚠ Before installing, carefully check whether other components in the common rail system are damaged so as to prevent the injector overhaul kit from not working properly after being replaced.

2.3. Causes of 095009-6490 Injector Overhaul Kit Being Damaged

- (1) Didn't operate properly according to engine maintenance manual during disassembly or installation, resulting in damage to the injector overhaul kit.
- (2) The fuel oil used for the vehicle does not meet the standard cause damage to the injector overhaul kit, such as: the water content in the fuel oil exceeds the standard, iron powder, aluminum powder, sulfide impurities exceed the standard, etc.
- (3) The engine is not regularly maintained according to the engine maintenance manual (please refer to the vehicle maintenance manual for the maintenance mileage). For example, failure to replace the lubricating oil of the engine system for a long time will cause abnormal wear of the engine, excessive exhaust gas volume or a large amount of carbon deposits inside the engine. The filter is not replaced during maintenance or the replaced filter cannot reach the original filter standard. all above reasons can cause damage to the injector overhaul kit.
- (4) The abrasion of the oil pump produces iron powder and aluminum powder enter the injector overhaul

kit and cause damage to the injector overhaul kit.

- (5) The deformation and abrasion of fuel tank result in iron powder or aluminum powder entering the injector overhaul kit and causing damage to it.
- (6) The injector overhaul kit is damaged due to replacement or adjustment of the relevant parts of the injector overhaul kit. For example, the valve clearance does not meet the standard after the engine is repaired, the replacement or modification of the wiring harness connected to the injector overhaul kit fails to meet the original standard.
- (7) The engine is overheated and overloaded for a long time working results in damage to the injector overhaul kit.
- (8) The injector overhaul kit will be damaged naturally at the end of its working life.
- (9) The injector overhaul kit is magnetized (injector overhaul kit parts' magnetic exceeded) causing the injector overhaul kit to not work properly.

▲ Before replacing the injector overhaul kit, please check the engine parts carefully according to the engine maintenance manual to avoid the injector overhaul kit being damaged again after replacement.

2.4. 095009-6490 Injector Overhaul Kit Technical Support Obtaining Methods

- (1) injector overhaul kit technical data: visit <http://shumatt.com> to get the technical data.
- (2) injector overhaul kit technical videos:

Facebook: Visit <https://www.facebook.com/hison.li> to get the technical videos, constantly follow can get more information.

YouTube: https://www.youtube.com/channel/UCByvYBx7VjV_mAfxh_Hu-aw to get the technical videos, constantly follow can get more information.

Shumatt: Visit <http://shumatt.com> to obtain the technical videos.

- (3) injector overhaul kit Information query software
TruckBook Parts EPC APP, download and install on Android/Apple App Store , visit <http://shumatt.com> to get the download and installation tutorial
- (4) Search the injector overhaul kit test data through TruckBook Parts EPC APP.

3. 095009-6490 Injector Overhaul Kit Purchase and Delivery

3.1. 095009-6490 Injector Overhaul Kit Purchase Payment Term

Payment Terms: T/T, PayPal, Alipay, WeChat

▲ Please contact our salesmen for specific payment information.

3.2. 095009-6490 Injector Overhaul Kit Main Sales Markets

Injector Overhaul Kit Main Sales Markets: Asia, Europe, North America, South America, Africa etc.

3.3. 095009-6490 Injector Overhaul Kit Declaration Requirements

Shumatt can assist customers to provide the following documents for import customs clearance: contract, invoice, packing list, bill of lading, insurance policy, certificate of origin, etc.

3.4. 095009-6490 Injector Overhaul Kit Shipping Ways

Destination in China Areas: SF Express, Debon Express, the corresponding logistics company can be provided according to customer requirements in special cases.

Destinations Out of China's Areas: DHL, UPS, FedEx, TNT air, ocean or other shipping methods required by customers.

3.5. 095009-6490 Injector Overhaul Kit Lead time

Lead time: Send out within 3 – 7 working days after receiving payment (Except for special products and special cases) .

3.6. 095009-6490 Injector Overhaul Kit Logistics Time for Destination Out of China's Areas

DHL Logistics Time :

Country or Region of Departure	Hong Kong, China	Other Countries or Regions of Asia	Australia and New Zealand	Europe	America	Other Countries
China's Mainland	7 Days	7 Days	8 Days	8 Days	8-12 Days	7-10 Days

UPS Logistics Time: Country or Region of Departure: China's Mainland

Country of Destination	Estimated Arrival Time	Country of Destination	Estimated Arrival Time	Country of Destination	Estimated Arrival Time
Japan	3 Days	UK	5-7Days	Egypt	5-7 Days
Turkey	5-7 Days	Singapore	3 Days	Switzerland	5-7 Days
Bahrain	5-7 Days	Latvia	7-10 Days	New Zealand	7-10 Days
Sri Lanka	5-7 Days	Thailand	3 Days	Austria	5-7 Days
Romania	5-7 Days	Vietnam	3-5 Days	Estonia	5-7 Days
Malaysia	3-5 Days	Israel	5-7 Days	Mexico	7-10 Days
France	5-7 Days	America	5-7 Days	United Arab Emirates	5-7 Days
Italy	5-7 Days	Netherlands	5-7 Days	Bengal	7-10 Days
Lebanon	5-7 Days	Philippine	3-5 Days	Greece	7-10 Days
South Korea	3 Days	Spain	5-7 Days	Myanmar	5-7 Days
Canada	5-7 Days	Germany	5-7 Days	Saudi Arabia	7-10 Days
Portugal	5-7 Days	Australia	5-7 Days	South Africa	7-10 Days
Denmark	5-7 Days	Belgium	5-7 Days	Ukraine	7-10 Days
India	7-10 Days	Qatar	7-10 Days	Poland	5-7 Days
Indonesia	3-5 Days	Morocco	7-10 Days	Pakistan	7-10 Days
Kuwait	7-10 Days				

▲ The logistics time is for reference only and is subject to the actual arrival.

3.7. 095009-6490 Injector Overhaul Kit Packing


Domestic Express Packaging: Usually wrapped in waterproof scotch tape, such as picture No.1.

International Express Packaging: Wrapped with waterproof yellow tape After wrapping the black protective film, such as picture No. 2.

Pallet Shipping: Use fumigation free and recycling trays that meet export requirements, and use white

wrapping protective film to wrap and bind with cable ties for the outside, such as picture No. 3, also, the products can be packaged according to customers' requirements.


- ⚠ The packing tray is made of plastic and can be recycled.
- ⚠ Transparent tape, yellow tape, black wrapping protective film, white wrapping protective film are non-degradable materials, please dispose of them properly.
- ⚠ Minors are prohibited from using transparent tape, yellow tape, black wrapping protective film, and white wrapping protective film to avoid personal injury.



Pic No. 1

Domestic Express Packaging:

Wrapped with Transparent tape



Pic No. 2

International Express Packaging:

Wrapped with yellow tape after wrapping black protective film



Pic No. 3

Pallet Shipping: Use pallet that meet export requirements, and use white wrapping protective film to wrap and bind with cable ties

4. 095009-6490 Injector Overhaul Kit Storage Standard

(1) Choose a Suitable Storage Place

The warehouse and cargo yard where the injector overhaul kits are stored should be kept clean and dry, and away from the factory buildings that generate harmful gases and dust; do not mix with acid, alkali, salt and other substances; the storage place should have a good drainage system; the cargo yard should be flattened with gravel or furnace ash etc. to enhance the water permeability of the surface layer to keep the reservoir area dry.

(2) Strict Requirements of Warehousing

Strict inspections should be carried out when the injector overhaul kits are put into storage, the surface cleaning work should be done well to remove water traces, oil stains, ash and other dirt, remove the rust and do anti-rust treatment in time. Packaged injector overhaul kits must be protected from damage.

(3) Keep The Warehouse Dry And Preventing Moisture

The relative humidity is usually below 70% for the injector overhaul kits placed in the room, and the corrosion of the injector overhaul kits is significantly reduced.

injector overhaul kits must be stored in the warehouse, and they are forbidden to store in the same warehouse with commodities with high water content.

(4) Stack Properly

After the injector overhaul kit is exposed to rain, the corrosion rate will increase significantly. The purpose of sealing is to isolate the injector overhaul kit from rainwater and humid air, so the warehouse window should be checked in time to avoid rainwater entering the warehouse

If the injector overhaul kit package is damaged, it should be repaired or replaced; when the package is damp, the packaging material should be dried; if the original anti-corrosion and oil applied at the factory is found to be damaged or dried up, it should be cleaned and re-applied oil in time.


⚠ It is forbidden to leave the injector overhaul kit exposed in the air for a long time.

⚠ It is forbidden to store acid, alkali, salt and other substances with the injector overhaul kit.

⚠ The unpacked injector overhaul kit must be rust-proof during secondary storage.

5. Company Information




-  Office Locations
-  Global Exhibitions


5.1. Company Introduction

Chinese Name: 深圳市舒马特科技有限公司

English Name: Shenzhen Shumatt Technology Co., Ltd


 **Mob Phone/WeChat:** +86-13410541523


 **HK Telephone:** +852-67653519

 **Telephone:** +86-755-23215133


 **Email:** ruby@shumatt.com

 **Website:** www.shumatt.com

 **Shenzhen Office:** 11-12, Floor 14, Building 13, Qinchengda Building, Exit A, Honglang North Subway Station, Bao'an District, Shenzhen, China Mainland

 **Shenzhen Office:** Exit C, Qiao Touxu Metro Station, NO. 66 Chongqing Road, Fuhai Avenue, Bao'an District, Shenzhen, China Mainland

 **Hong Kong Office:** Jianfa Street Industrial Zone, Tuen Mun, New Territories, Hong Kong, China

 **After-sales Service Address:** Please contact our salesmen to obtain and provide the corresponding product maintenance reasons (Reference: [1.10. 095009-6490 Injector Overhaul Kit Warranty Description](#))

5.2. Sale-men Contact Information

Mob/Whatsapp: +86 13410541523

Email: ruby@shumatt.com

© 2024 Shenzhen Shumatt Technology Co., Ltd

Tel: +8675523215133

Website: www.shumatt.com

No.	Name	WeChat/Whatsapp	邮箱
1	Ruby	+86-13410541523	ruby@shumatt.com
2	Ivy	+86-18025309821	sales@shumatt.com
3	Rebecca	+86-18025349821	sales01@shumatt.com
4	Janny	+86-18028749821	sales02@shumatt.com
5	Sam	+86-13316859821	Sales8@shumatt.com
6	Natalie	+86-18938945856	sales15@shumatt.com
7	Ada	+86-1342286353	sales5@shumatt.com
8	Hison Li	+86-18318811871	web@shumatt.com
9	Mecca	+86-18938948618	sales11@shumatt.com
10	Eric	+86 18319033618	sales3@shumatt.com
11	Wayne	+86-13316959821	wayne@shumatt.com
12	Sylvia	+86 18312499884	sales6@shumatt.com
Visit http://shumatt.com to obtain the latest information of Sales-men			
Tips: The emails of Shumatt sales-men all end with @shumatt.com			

6. Copyright Statement

The copyright of any contents in this file "*095009-6490 Injector Overhaul Kit G2 series Technical File*" (including but not limited to parameters, data, text, charts, images, sounds, videos, etc.) belongs to Shenzhen Shumatt Technology Co., Ltd. Without the prior written permission of Shenzhen Shumatt Technology Co., Ltd., you are not allowed to modify, duplicate, republish any content in "*095009-6490 Injector Overhaul Kit G2 series Technical File*" in any way. At the same time, any conditions to spread, re-post, display the contents of "*095009-6490 Injector Overhaul Kit G2 series Technical File*" should indicate the source of the quoted article, Shenzhen Shumatt Technology Co., Ltd. Any actions failure to follow above conditions violate the "*Copyright Law of the People's Republic of China*" and other laws and regulations as well as relevant provisions of international conventions.