


0445010259 Fuel Pump CP1H3 Series Technical File

SKU1: Z1S180445010259

SKU2: Z1Y30445010259

SKU3: Y1Y30445010259

SKU4: L30000B2B010259



0445010259 Fuel Pump CP1H3 Series Technical File**Content**

1. 0445010259 Fuel Pump Introduction	2
1.1. 0445010259 Fuel Pump Basic Information.....	2
1.2. 0445010259 Fuel Pump Common Part Number.....	2
1.3. 0445010259 Fuel Pump Parameter	2
1.4. 0445010259 Fuel Pump Specifications And Dimensions.....	2
1.5. 0445010259 Fuel Pump Quality Control.....	2
1.6. 0445010259 Fuel Pump Customized Service.....	3
1.7. 0445010259 Fuel Pump Packing List and Package Size	3
1.8. 0445010259 Fuel Pump Testing Standard and Certificate.....	5
1.9. 0445010259 Fuel Pump Warranty Instructions.....	6
1.10. 0445010259 Fuel Pump Manufacturer.....	7
2. 0445010259 Fuel Pump Technical Support	7
2.1. 0445010259 Fuel Pump Coding Position	7
2.2. 0445010259 Fuel Pump Installation	8
2.3. 0445010259 Fuel Pump Not Working Normally.....	9
2.4. 0445010259 Fuel Pump Causes of Being Damaged	9
2.5. 0445010259 Fuel Pump Technical Support Obtaining Methods	10
3. 0445010259 Fuel Pump Purchase and Delivery	10
3.1. 0445010259 Fuel Pump Purchase Payment Term	10
3.2. 0445010259 Fuel Pump Main Sales Markets.....	10
3.3. 0445010259 Fuel Pump Declaration Requirements	10
3.4. 0445010259 Fuel Pump Shipping Ways.....	10
3.5. 0445010259 Fuel Pump Lead Time	10
3.6. 0445010259 Fuel Pump Logistics Time for Destination Out of China's Areas.....	11
3.7. 0445010259 Fuel Pump Packing.....	11
4. 0445010259 Fuel Pump Storage Standard	12
5. Company Information.....	13
5.1. Company Introduction.....	13
5.2. Salesmen's Contact Information.....	14
6. Copyright Statement.....	14

0445010259 Fuel Pump CP1H3 Series Technical File**1. 0445010259 Fuel Pump Introduction****1.1. 0445010259 Fuel Pump Basic Information**

Title	0445010259 Fuel Pump CP1H3 Series	Quality
SKU1	Y1Y30445010259	Original New
SKU2	L30000B2B010259	
SKU3	Z1S180445010259	Re-manufactured
SKU4	Z1Y30445010259	

1.2. 0445010259 Fuel Pump Common Part Number**(1) Fuel Pump Exchange Information**

Fuel pump Number	Universal Number	Applicable Models	OE Number
0445010259	0445010394	JAGUAR	12625221

(2) Fuel Pump Application Information

Model	Engine number	Production date	Power KW	Horsepower	Displacement	Cylinders	Power supply
CHEVROLET	XLD28	02/2012 - 08/2013	132	180	2.8	4	12

(3) Fuel Pump Common Writing

0445010259, 0 445 010 259, 0445 010 259, 0445010 259, 0 445 010259, 0 445010259

1.3. 0445010259 Fuel Pump Parameter

Adaptation System: Common Rail System

Fuel Pump Series: CR/CP1H3/R85/10-89S

Fuel Pump Type: High Pressure Pump, CR System

Fuel pump pressure: 1,600.0 bar

1.4. 0445010259 Fuel Pump Specifications And Dimensions

Fuel Pump Size: 29* 20cm *25 cm

Fuel Pump Net Weight: 5.1 kg

Fuel Pump Gross Weight: 5.3kg

Fuel Pump Quality: Original New/Re-manufactured

Fuel Pump Package Size: 31 cm*22cm *27cm

Fuel Pump Type: High Pressure Pump Fuel Pump

Fuel Pump MOQ: 1 Pieces

1.5. 0445010259 Fuel Pump Quality Control**(1) Fuel Pump Testing**

Mob/Whatsapp: +86 13410541523

Email : ruby@shumatt.com

© 2025 Shenzhen Shumatt Technology Co., Ltd

Tel: +8675523215133

Website : www.shumatt.com

All fuel pump parts are tested for electrical characteristics, accuracy, high temperature, low temperature, pressure resistance, leakage, durability, and various working conditions.

(2) Fuel Pump Assembling

In addition, the fuel pump production and installation process quality control, our company strictly follows the standard product installation data and product installation steps for installation, such as fuel pump stroke test, fuel pump solenoid valve tightening torque.

(3) Fuel Pump Inspection

The fuel pump factory inspection is tested three times: full inspection, random inspection, and batch inspection. The fuel pump factory inspection will use different brands of test benches to test the same fuel pump for a total of no less than three times. The fuel pump installation and testing environment is completed in a dust-free workshop.

1.6. 0445010259 Fuel Pump Customized Service

(1) Fuel Pump Customized Service Coverage: Meet the customized needs of OEM manufacturers for shell lettering, logo engraving, fuel Pump internal packaging, fuel pump external packaging and labels customized, etc.

		
Fuel Pump Shell Engraving	Fuel Pump Packaging	White Label

(2) Fuel Pump Customized Service Requirements:

The sales of customized fuel pump products shall not be less than **10 units**.


The packaging of customized fuel pumps shall not be less than **1000 pieces**.

Customized products involve the need of specify logo, the OEM manufacturer needs to provide trademark authorization and the sample of logo image file.

▲ Once the customized fuel pump is sold, it cannot be returned or exchanged if there are no quality problems.

1.7. 0445010259 Fuel Pump Packing List and Package Size

(1) Fuel Pump Spare Parts List

No.	1	2	3
Image			
Name	Fuel Pump Assembly	Blue Anti-rust Bag	Inner lining
Description	Fuel Pump Assembly Number: 0445010259	Prevent fuel pump from rusting	Prevent fuel pump from being damaged by external force

No.	4	5	6
Image			
Name	Fuel pump Packaging Box	White label	Fuel Pump Protective Cover
Description	Place the fuel pump and fuel pump accessories	Product model	Protect the fuel pump hole from contamination and blockage

⚠ Minors are prohibited from using the fuel pump assembly, O-rings, fuel inlet protective cover, fuel pump housing cover, fuel return cover, VCI anti-rust bag, and bubble bag to avoid personal injury.

⚠ O-rings and repair kits are disposable installation accessories and need to be replaced for reinstallation.

⚠ Fuel inlet protective cover, fuel pump housing cover, and fuel return cover are recyclable accessories and can be recycled.

⚠ VCI anti-rust bag and bubble bag are non-degradable materials. Please dispose of them properly after use.

⚠ The fuel pump and installation parts guide tube should be treated with appropriate sealing fuel during installation.

(2) Fuel Pump Box Size



No.	Name	Fuel Pump Packing Size (cm)
1	Fuel Pump Box	32*23*28

1.8. **0445010259** Fuel Pump Testing Standard and Certificate

Shumatt can provide the factory quality inspection test report of each fuel pump to ensure that each fuel pump delivered meets the engine performance indicators.

BOTEN		测试报告		4.05.2019 10:42:09	
承建企业: _____					
电话: _____		地址: _____			
传真: _____		检测人: _____			
客户地址: _____					
电话: _____		送检单位: _____			
传真: _____		客户姓名: _____			
检测描述: _____					
设备名称: <u>服务器</u>					
型号/零件号: _____					
配置项: _____					

检测结果					
检测项编号: C00002-6511					
	检测项名称	参考值范围	实测值 (单位)	检测项属性	
LOAD TEST:	3X	—A—	0.5	20.0 ± 1.0	✓
Back:	3X	—A—	75.0	40.0 ± 2.0	✓
WORM:	3X	10.0 ± 10.0	0.0	-----	✗
Max:	20.0	20.0 ± 14.0	0.0	-----	✓
TL:	20.0	20.0 ± 8.0	0.0	-----	✓
EL:	14.0	10.0 ± 4.0	0.0	-----	✓
VE:	0.0	4.0 ± 1.0	0.0	-----	✓

检测项编号: _____					
<input type="checkbox"/> 故障前	<input type="checkbox"/> 故障后				

1.9. 0445010259 Fuel Pump Warranty Instructions

(1) Product Warranty Conditions and Instructions

It is necessary to provide pictures, videos, or test reports detected by the fuel pump inspection equipment when the fuel pump is abnormal during use as evidence to feed back to the salesman. Abnormal conditions are properly explained such as: 1.Smoke, 2. Engine shake, 3. Difficulty starting the engine, 4. Engine noise, 5. Fuel leakage etc.

(2) Fuel Pump Warranty Coverage

Within 15 days after customer receives the 0445010259 fuel pump, if there is a performance failure and the product has no appearance damage, customer can choose to replace it or repair it;

If the 0445010259 fuel pump has performance problems during the warranty period (6-12 months), and it is confirmed that it is product's problems after testing, you can contact our salesmen to replace the same model or a reworked product with the same performance for free;

If the fuel pump house has obvious scratches, it can only be repaired and it will be returned as it is if the product is confirmed to be fault-free.



⚠️ Tips: For products not covered by warranty, our company can provide paid maintenance services. For products after paid repaired, the same performance problem will have a free warranty period within 3 months from the date of repairing.

(3) Fuel Pump Out of Warranty Coverage

- ① The warranty period has expired and is not covered by the warranty.
- ② Fuel pump failure caused by high temperature, high pressure, humidity, rain and snow, saline-alkali land, earthquake, and abnormal environment.
- ③ The customer privately disassembles or repairs the fuel pump, causing the fuel pump to be damaged.
- ④ Fuel pump damage caused by human factors (throwing, strong magnetic field magnetization, arson).
- ⑤ Fuel pump failure or fuel pump damage caused by non-fuel pump design, technology, manufacturing, quality and other issues.
- ⑥ Fuel pump failure caused by system pressure exceeding the approved system pressure.
- ⑦ Fuel pump failure caused by system voltage exceeding the approved voltage.
- ⑧ Impurities (water, lead, aluminum powder, iron powder, sulfide) in the system fuel exceed the standard requirements and cause fuel pump failure.
- ⑨ Fuel pump failure caused by not installing according to the tightening torque specified in the vehicle engine maintenance manual (tightening torque is too large or too small).
- ⑩ Fuel pump failure caused by failure to follow the installation angle specified in the vehicle engine maintenance manual.
- 11 Fuel pump failure caused by failure to comply with the cleaning requirements specified in the vehicle engine maintenance manual.
- 12 Fuel pump failure caused by failure to replace wearing parts in accordance with the requirements specified in the vehicle engine maintenance manual.
- 13 Fuel pump failure is caused by not following the intake system clearance and exhaust system clearance requirements specified in the vehicle engine maintenance manual.
- 14 Fuel pump failure is caused by not replacing the wearing parts of the fuel intake system and the clearance between the fuel intake system pipeline and the fuel pump connection specified in the vehicle engine maintenance manual.

1.10. 0445010259 Fuel Pump Manufacturer

Fuel Pump Manufacturer: Shenzhen Shumatt Technology Co., Ltd

2. 0445010259 Fuel Pump Technical Support

2.1. 0445010259 Fuel Pump Coding Position

(1) Example: The fuel pump code is as follows:

Serial number	Name
A	Nameplate, logo, code



2.2. 0445010259 Fuel Pump Installation

(1) 0445010259 Fuel Pump Installation Precautions:

- ⚠ The replacement of the fuel pump must strictly follow the electrical system, the approved pressure of the low-pressure fuel intake system, the approved pressure of the high-pressure fuel circuit system, and fuel system replacement consumables requirements (including the low-pressure fuel circuit system filter and the high-pressure fuel circuit) specified in the vehicle engine maintenance manual.
- ⚠ Replacement of wearing parts of the fuel system, cleaning requirements for the connection between the fuel system and the fuel pump, the fitting clearance of the fuel pump connection, the installation angle and tightening torque of the fuel pump, the fitting clearance of the intake system, and the fitting clearance of the exhaust system to ensure the service life of the engine and the normal operation of the fuel pump.
- ⚠ When installing the fuel pump on the engine, it is necessary to clean the engine cylinder block, cylinder head and other parts connected to the fuel pump and ensure that they are clean and free of dust, carbon deposits, water, rust spots, etc.
- ⚠ Failure to replace the new sealing ring gasket may lead to: fuel pump deformation, fuel leakage, air

leakage, serious damage to the fuel pump, causing the fuel pump to break and cause engine damage.

⚠ When installing the fuel pump on the engine, please carefully check that the parts related to the installation of the fuel pump, such as the fuel pump pressure plate, screws, push rods and other accessories are not deformed, and strictly follow the operating procedures in the engine maintenance manual for installation.

⚠ It is forbidden to expose the fuel pump for a long time in an environment with severe dust pollution and corrosion to iron products.

⚠ It is forbidden to expose the fuel pump for a long time in a strong magnetic field environment.

2.3. 0445010259 Fuel Pump Not Working Normally

- (1) There is air in the fuel circuit of the engine fuel system.
- (2) The vehicle fuel pump supply system is abnormal.
- (3) The engine common rail system is leaking or the pressure limiting valve is damaged.
- (4) The wiring harness connecting the vehicle to the fuel pump is short-circuited, disconnected, or has poor contact.
- (5) The anti-rust fuel of the fuel pump solidifies after being left for a long time, causing the internal components to become stuck or the fuel holes to become clogged.

⚠ Before installing, carefully check whether other components in the common rail system except the fuel pump are damaged to prevent the fuel pump from not working properly after being replaced.

2.4. 0445010259 Fuel Pump Causes of Being Damaged

- (1) Didn't operate properly according to engine maintenance manual during disassembly or installation, resulting in damage to the fuel pump.
- (2) The fuel used for the vehicle does not meet the standard cause damage to the fuel pump, such as: the water content in the fuel exceeds the standard, iron powder, aluminum powder, sulfide impurities exceed the standard, etc.
- (3) The engine is not regularly maintained according to the engine maintenance manual (please refer to the vehicle maintenance manual for the maintenance mileage). For example, failure to replace the lubricating fuel of the engine system for a long time will cause abnormal wear of the engine, excessive exhaust gas volume or a large amount of carbon deposits inside the engine. The filter is not replaced during maintenance or the replaced filter cannot reach the original filter standard. all above reasons can cause damage to the fuel pump.
- (4) The abrasion of the fuel pump produces iron powder and aluminum powder enter the fuel pump and cause damage to the fuel pump.
- (5) The deformation and abrasion of fuel tank result in iron powder or aluminum powder entering the fuel pump and causing damage to the fuel pump.
- (6) The fuel pump is damaged due to replacement or adjustment of the relevant parts of the fuel pump. For example, the valve clearance does not meet the standard after the engine is repaired, the

replacement or modification of the wiring harness connected to the fuel pump fails to meet the original standard.

- (7) The engine is overheated and overloaded for a long-time working result in damage to the fuel pump.
- (8) The fuel pump will be damaged naturally at the end of its working life.
- (9) The fuel pump is magnetized (fuel pump parts' magnetic exceeded) causing the fuel pump to not work properly.

⚠ Before replacing the fuel pump, please check the engine parts carefully according to the engine maintenance manual to avoid the fuel pump being damaged again after replacement.

2.5. 0445010259 Fuel Pump Technical Support Obtaining Methods

- (1) Fuel Pump Technical File, visit <http://shumatt.com> to get the technical file.
- (2) Fuel Pump Technical Videos

Facebook: Follow <https://www.facebook.com/hison.lito> get technical support videos, and stay tuned for more information.

YouTube: https://www.youtube.com/channel/UCByvYBx7VjV_mAfxh_Hu-aw to get the technical videos, constantly follow can get more information.

Shumatt: Visit <http://shumatt.com> to get the technical videos.

- (3) Fuel Pump Information Query Software

TruckBook Parts EPC APP, Android/Apple App Store download and install, visit <http://shumatt.com> to get the download and installation tutorial

- (4) Search the fuel pump test data through TruckBook Parts EPC APP.

3. 0445010259 Fuel Pump Purchase and Delivery

3.1. 0445010259 Fuel Pump Purchase Payment Term

Payment Terms: T/T, PayPal, Alipay, WeChat

⚠ Please contact our salesmen for specific payment information.

3.2. 0445010259 Fuel Pump Main Sales Markets

Fuel Pump Main Sales Markets: Asia, Europe, North America, South America, Africa etc.

3.3. 0445010259 Fuel Pump Declaration Requirements

Shumatt can assist customers to provide the following documents for import customs clearance: contract, invoice, packing list, bill of lading, insurance policy, certificate of origin, etc.

3.4. 0445010259 Fuel Pump Shipping Ways

Destination in China Areas: SF Express, Debon Express, the corresponding logistics company can be provided according to customer requirements in special cases.

Destinations Out of China's Areas: DHL, UPS, FedEx, TNT air, ocean or other shipping methods required by customers.

3.5. 0445010259 Fuel Pump Lead Time

Mob/Whatsapp: +86 13410541523

Email : ruby@shumatt.com

© 2025 Shenzhen Shumatt Technology Co., Ltd

Tel: +8675523215133

Website : www.shumatt.com

Lead Time: Send out within 3 – 7 working days after receiving payment (Except for special products and special cases) .

3.6. 0445010259 Fuel Pump Logistics Time for Destination Out of China's Areas

DHL Logistics Time:

Country or Region of Departure	Hong Kong, China	Other Countries or Regions of Asia	Australia and New Zealand	Europe	America	Other Countries
China's Mainland	7 Days	7 Days	8 Days	8 Days	8-12 Days	7-10 Days

UPS Logistics Time: Country or Region of Departure: China's Mainland

Country of Destination	Estimated Arrival Time	Country of Destination	Estimated Arrival Time	Country of Destination	Estimated Arrival Time
Japan	3 Days	UK	5-7Days	Egypt	5-7 Days
Turkey	5-7 Days	Singapore	3 Days	Switzerland	5-7 Days
Bahrain	5-7 Days	Latvia	7-10 Days	New Zealand	7-10 Days
Sri Lanka	5-7 Days	Thailand	3 Days	Austria	5-7 Days
Romania	5-7 Days	Vietnam	3-5 Days	Estonia	5-7 Days
Malaysia	3-5 Days	Israel	5-7 Days	Mexico	7-10 Days
France	5-7 Days	America	5-7 Days	United Arab Emirates	5-7 Days
Italy	5-7 Days	Netherlands	5-7 Days	Bengal	7-10 Days
Lebanon	5-7 Days	Philippine	3-5 Days	Greece	7-10 Days
South Korea	3 Days	Spain	5-7 Days	Myanmar	5-7 Days
Canada	5-7 Days	Germany	5-7 Days	Saudi Arabia	7-10 Days
Portugal	5-7 Days	Australia	5-7 Days	South Africa	7-10 Days
Denmark	5-7 Days	Belgium	5-7 Days	Ukraine	7-10 Days
India	7-10 Days	Qatar	7-10 Days	Poland	5-7 Days
Indonesia	3-5 Days	Morocco	7-10 Days	Pakistan	7-10 Days
Kuwait	7-10 Days	/	/	/	/

⚠ The logistics time is for reference only and is subject to the actual arrival.

3.7. 0445010259 Fuel Pump Packing

Domestic Express Packaging: Usually wrapped in waterproof scotch tape, such as picture No. 1.

International Express Packaging: Wrapped with waterproof yellow tape After wrapping the black protective film, such as picture No. 2.

Pallet Shipping: Use fumigation free and recycling trays that meet export requirements, and use white wrapping protective film to wrap and bind with cable ties for the outside, such as picture No. 3, also, the products can be packaged according to customers' requirements.

⚠ The packing tray is made of plastic and can be recycled.

Mob/Whatsapp: +86 13410541523

Email : ruby@shumatt.com

Tel: +8675523215133

Website : www.shumatt.com

© 2025 Shenzhen Shumatt Technology Co., Ltd

⚠ Transparent tape, yellow tape, black wrapping protective film, white wrapping protective film are non-degradable materials, please dispose of them properly.

⚠ Minors are prohibited from using transparent tape, yellow tape, black wrapping protective film, and white wrapping protective film to avoid personal injury.



Pic No. 1

Domestic express packaging:

Wrapped with Transparent tape



Pic No. 2

International express packaging:

Wrapped with yellow tape after wrapping black protective film

Pic No. 3

Pallet shipment: Use pallets that meet export requirements and wrap with white plastic wrap and tie.



4. 0445010259 Fuel Pump Storage Standard

(1) Choose a Suitable Storage Place

The warehouse and cargo yard where the fuel pump is stored should be kept clean and dry, and away from the factory buildings that generate harmful gases and dust; do not mix with acids, alkali, salt, and other substances; the storage place should have a good drainage system; the cargo yard should be flattened with gravel or furnace ash etc. to enhance the water permeability of the surface layer to keep the reservoir area dry.

(2) Strict Requirements of Warehousing

Strict inspections should be carried out when the fuel pumps are put into storage, the surface cleaning work should be done well to remove water traces, fuel stains, ashes, and other dirt, remove the rust and do anti-rust treatment in time. Packaged fuel pumps must be protected from damage.

(3) Keep The Warehouse Dry And Preventing Moisture

The relative humidity is usually below 70% for the fuel pumps placed in the room, and the corrosion of the fuel pumps is significantly reduced.

Fuel pumps must be stored in the warehouse, and they are forbidden to store in the same warehouse with commodities with high water content.

(4) Stack Properly

After the fuel pump is exposed to rain, the corrosion rate will increase significantly. The purpose of sealing is to isolate the fuel pump from rainwater and humid air, so the warehouse window should be checked in time to avoid rainwater entering the warehouse.

If the fuel pump package is damaged, it should be repaired or replaced; when the package is damp, the packaging material should be dried; if the original anti-corrosion and fuel applied at the factory is found to be damaged or dried up, it should be cleaned and re-applied fuel in time.



It is forbidden to leave the fuel pump exposed in the air for a long time.



It is forbidden to store acids, alkalis, salts, and other substances together with the fuel pump.



The unpacked fuel pump must be rust-proof during secondary storage.

5. Company Information**5.1. Company Introduction**

Chinese Name: 深圳市舒马特科技有限公司

English Name: Shenzhen Shumatt Technology Co., Ltd

Mob/Whatsapp: +86 13410541523


Email : ruby@shumatt.com


Tel: +8675523215133

Website : www.shumatt.com

© 2025 Shenzhen Shumatt Technology Co., Ltd


 **Mob Phone/WeChat:** +86-13410541523


 **HK Telephone:** +852-67653519

 **Telephone:** +86-755-23215133


 **Email:** ruby@shumatt.com

 **Website:** www.shumatt.com

 **Shenzhen Office:** 11-12, Floor 14, Building 13, Qinchengda Building, Exit A, Honglang North Subway Station, Bao'an District, Shenzhen, China's Mainland

 **Shenzhen Office:** Exit C, Qiao Touxu Metro Station, NO. 66 Chongqing Road, Fuhai Avenue, Bao'an District, Shenzhen, China Mainland

 **Hong Kong Office:** Jianfa Street Industrial Zone, Tuen Mun, New Territories, Hong Kong, China

 **After-sales Service Address:** Please contact our salesmen to obtain and provide the corresponding product maintenance reasons (Reference: [1.9. 0445010259 Fuel Pump Warranty Instructions](#))

5.2. Salesmen's Contact Information

No.	Name	WeChat/WhatsApp	Email
1	Ruby	+86-13410541523	ruby@shumatt.com
2	Ivy	+86-18025299821	sales@shumatt.com
3	Rebecca	+86-18025349821	sales01@shumatt.com
4	Janny	+86-18028749821	sales02@shumatt.com
5	Sam	+86-13316859821	Sales8@shumatt.com
6	Natalie	+86- 18938945856	sales15@shumatt.com
7	Ada	+86-1342286353	sales5@shumatt.com
8	Hison Li	+86-18318811871	web@shumatt.com
9	Mecca	+86-18938948618	sales11@shumatt.com
10	Eric	+86 18319033618	sales3@shumatt.com
11	Wayne (Joaquín en español)	+86-13316959821	wayne@shumatt.com
12	Sylvia	+86 18312499884	sales6@shumatt.com

Visit <http://shumatt.com> to obtain the latest information of salesmen

PS: Shumatt's salesmen's emails are all end with **@shumatt.com**

6. Copyright Statement

The copyright of any contents (including but not limited to parameters, data, text, charts, images,

sounds, or videos, etc.) provided in “0445010259 Fuel Pump CP1H3 Series Technical File” belong to Shenzhen Shumatt Technology Co., Ltd. Without the prior written permission of Shenzhen Shumatt Technology Co., Ltd., you are not allowed to modify any contents in “0445010259 Fuel Pump CP1H3 Series Technical File” in any way. At the same time, any conditions to spread, repost, display the contents of “0445010259 Fuel Pump CP1H3 Series Technical File” should indicate that the cited article is from Shenzhen Shumatt Technology Co., Ltd., Any actions failure to follow above conditions to use “0445010259 Fuel Pump CP1H3 Series Technical File” will violate the “Copyright Law of the People's Republic of China” and other laws and regulations and the provisions of relevant international conventions.