

**0414701083 Electronic Unit Injector 0414 Series Technical File**

SKU1: Z1WL10414701083

SKU2: Z1K30414701083

SKU3: Y2K30414701083



## 0414701083 Electronic Unit Injector 0414 Series Technical File

### Content

1. 0414701083 Electronic Unit Injector Introduction.....	2
1.1. 0414701083 Electronic Unit Injector Basic Information.....	2
1.2. 0414701083 Electronic Unit Injector Common Part Number .....	2
1.3. 0414701083 Electronic Unit Injector Parameter .....	2
1.4. 0414701083 Electronic Unit Injector Specifications And Dimensions.....	2
1.5. 0414701083 Electronic Unit Injector Quality Control.....	2
1.6. 0414701083 Electronic Unit Injector Customized Service.....	3
1.7. 0414701083 Electronic Unit Injector Packing List and Package Size .....	3
1.8. 0414701083 Electronic Unit Injector Testing Standard and Certificate.....	5
1.9. 0414701083 Electronic Unit Injector Warranty Instructions.....	6
1.10. 0414701083 Electronic Unit Injector Manufacturer.....	7
2. 0414701083 Electronic Unit Injector Technical Support .....	7
2.1. 0414701083 Electronic Unit Injector Part Location.....	7
2.2. 0414701083 Electronic Unit Injector Installation .....	7
2.3. 0414701083 Electronic Unit Injector Not Working Normally.....	8
2.4. 0414701083 Electronic Unit Injector Causes of Being Damaged .....	8
2.5. 0414701083 Electronic Unit Injector Technical Support Obtaining Methods .....	9
3. 0414701083 Electronic Unit Injector Purchase and Delivery .....	9
3.1. 0414701083 Electronic Unit Injector Purchase Payment Term .....	9
3.2. 0414701083 Electronic Unit Injector Main Sales Markets .....	10
3.3. 0414701083 Electronic Unit Injector Declaration Requirements.....	10
3.4. 0414701083 Electronic Unit Injector Shipping Ways.....	10
3.5. 0414701083 Electronic Unit Injector Lead Time .....	10
3.6. 0414701083 Electronic Unit Injector Logistics Time for Destination Out of China's Areas.....	10
3.7. 0414701083 Electronic Unit Injector Packing.....	11
4. 0414701083 Electronic Unit Injector Storage Standard .....	12
5. Company Information.....	13
5.1. Company Introduction.....	13
5.2. Salesmen's Contact Information.....	14
6. Copyright Statement.....	14

**0414701083 Electronic Unit Injector 0414 Series Technical File****1. 0414701083 Electronic Unit Injector Introduction****1.1. 0414701083 Electronic Unit Injector Basic Information**

Title	0414701083 Electronic Unit Injector 0414 Series	Quality
SKU1	Z1WL10414701083	Re-manufactured
SKU2	Z1K30414701083	Re-manufactured
SKU3	Y2K30414701083	Original New

**1.2. 0414701083 Electronic Unit Injector Common Part Number****(1) Electronic Unit Injector Exchange Information**

Injector Part Number	OE Number	Car Model	OE Number
0414701083	0414701013	ASTRA	500331074

**(2) Electronic Unit Injector Application Information**

Model	Engine	Production date	Power (kw)	House Power	Emissions (L)	Cylinder	Power Source(v)
ASTRA	F3B E0681	01/2012 -	280	381	12.9	6	24
IVECO	F3BE0681E *..	08/1997 - 08/2003	353	480	13	6	24

**(3) Electronic Unit Injector Common Writing**

0414701083 , 0 414 701 083, 0414 701 083, 0414701 083, 0 414 701083, 0 414701083

**1.3. 0414701083 Electronic Unit Injector Parameter**

Adaptation System: **Common Rail System**

Electronic Unit Injector Series: **0414 Series**

Electronic Unit Injector Type: **Electronic Unit Injector, CR Series**

**1.4. 0414701083 Electronic Unit Injector Specifications And Dimensions**

Electronic Unit Injector Size: **24\* 12cm \*5cm**

Electronic Unit Injector Net Weight: **1700**

Electronic Unit Injector Gross Weight: **1900**

Electronic Unit Injector Quality: **Re-manufactured/Original New**

Electronic Unit Injector Package Size: **27 cm\*14cm \*7cm**

Electronic Unit Injector Type: **Electronic Unit Injector**

Electronic Unit Injector MOQ: **1 Pieces**

**1.5. 0414701083 Electronic Unit Injector Quality Control**

Mob/Whatsapp: +86 13410541523

Email : [ruby@shumatt.com](mailto:ruby@shumatt.com)

© 2025 Shenzhen Shumatt Technology Co., Ltd

Tel: +8675523215133

Website : [www.shumatt.com](http://www.shumatt.com)

### (1) Electronic Unit Injector Testing

All electronic unit injector parts are tested for electrical characteristics, accuracy, high temperature, low temperature, pressure resistance, leakage, durability, and various working conditions.

### (2) Electronic Unit Injector Assembling

In addition, electronic unit injector production and installation process quality control, our company strictly follows the standard product installation data and product installation steps for installation, such as electronic unit injector stroke test, electronic unit injector solenoid valve tightening torque.

### (3) Electronic Unit Injector Inspection

The electronic unit injector factory inspection is tested three times: full inspection, random inspection, and batch inspection. The electronic unit injector factory inspection will use different brands of test benches to test the same electronic unit injector for a total of no less than three times. The electronic unit injector installation and testing environment is completed in a dust-free workshop.

## 1.6. 0414701083 Electronic Unit Injector Customized Service

**(1) Electronic Unit Injector Customized Service Coverage:** Meet the customized needs of OEM manufacturers for shell lettering, logo engraving, electronic unit injector internal packaging, electronic unit injector external packaging and labels customized, etc.

		
Electronic Unit Injector Engraved Number	Electronic Unit Injector Packaging	White Label

### (2) Electronic Unit Injector Customized Service Requirements:

The sales of customized electronic unit injector products shall not be less than **10 units**.

The packaging of customized electronic unit injectors shall not be less than **1000 pieces**.



Customized products involve the need of specify logo, the OEM manufacturer needs to provide trademark authorization and the sample of logo image file.

**▲ Once the customized electronic unit injector is sold, it cannot be returned or exchanged if there are no quality problems.**

## 1.7. 0414701083 Electronic Unit Injector Packing List and Package Size

### (1) Electronic Unit Injector Spare Parts List

No.	1	2	3
Image			
Name	Electronic Unit Injector	Blue Anti-rust Bag	Lining

	Assy		
Description	Electronic Unit Injector assy number: <b>0414701083</b>	Prevent EUI from rusting	Prevent the EUI from damaged by external forces
No.	4	5	6
Image			/
Name	Electronic Unit Injector packing	White Label	/
Description	Place the EUI and accessories	Product model	/

⚠ Minors are prohibited from using the electronic unit injector assembly, O-rings, fuel inlet protective cover, electronic unit injector housing cover, fuel return cover, VCI anti-rust bag, and bubble bag to avoid personal injury.

⚠ O-rings and adjust shim are disposable installation accessories and need to be replaced for reinstallation.

⚠ Nozzle protective cover, electronic unit injector housing cover, and fuel return cover are recyclable accessories and can be recycled.

⚠ VCI anti-rust bag and bubble bag are non-degradable materials. Please dispose of them properly after use.

⚠ The electronic unit injector and installation parts guide tube should be treated with appropriate sealing fuel during installation

## (2) Electronic Unit Injector Packing Size



No.	Name	Electronic Unit Injector Packing Size (cm)
1	Electronic Unit Injector Box	34*24*12

### 1.8. 0414701083 Electronic Unit Injector Testing Standard and Certificate

Shumatt can provide the factory quality inspection test report of each electronic unit injector to ensure that each electronic unit injector delivered meets the engine performance indicators.

BOTEN		测试报告		4.05.2019 10:42:09	
申请企业: _____ 电话: _____ 地址: _____ 传真: _____ 检测人: _____ 客户姓名: _____ 检测单位: _____ 电话: _____ 客户姓名: _____ 传真: _____ 检测日期: _____ 检测名称: _____ 型号-零件号: _____ 检测内容: _____					
<b>检测结果</b>					
检测标准: GB100-10511					
检测项目	检测结果	检测标准	检测结果	检测结果	检测结果
LEAK TEST:	32	4	4.5	32.0 ± 1.0	✓
Back:	32	4	7.5	32.0 ± 1.0	✓
WFFM:	32	45.5 ± 10.5	C3	32.0 ± 1.0	✗
Max:	231.5	318.5 ± 14.4	C3	32.0 ± 1.0	✗
TL:	28.6	35.0 ± 0.5	C3	32.0 ± 1.0	✓
EL:	14.1	75.0 ± 4.8	C3	32.0 ± 1.0	✓
VE:	6.2	4.5 ± 1.0	C3	32.0 ± 1.0	✓

**1.9. 0414701083 Electronic Unit Injector Warranty Instructions****(1) Product Warranty Conditions and Instructions**

It is necessary to provide pictures, videos, or test reports detected by the electronic unit injector inspection equipment when the electronic unit injector is abnormal during use as evidence to feed back to the salesman.

Abnormal conditions are properly explained such as: 1.Smoke, 2. Engine shake, 3. Difficulty starting the engine, 4. Engine noise, 5. Fuel leakage etc.

**(2) Electronic Unit Injector Warranty Coverage**

Within 15 days after customer receives the 0414701083 electronic unit injector, if there is a performance failure and the product has no appearance damage, customer can choose to replace it or repair it;

If the 0414701083 electronic unit injector has performance problems during the warranty period (6-12 months), and it is confirmed that it is product's problems after testing, you can contact our salesmen to replace the same model or a reworked product with the same performance for free;

If the electronic unit injector house has obvious scratches, it can only be repaired and it will be returned as it is if the product is confirmed to be fault-free.

**⚠ Tips:** For products not covered by warranty, our company can provide paid maintenance services. For products after paid repaired, the same performance problem will have a free warranty period within 3 months from the date of repairing.

**(3) Electronic Unit Injector Out of Warranty Coverage**

- ① The warranty period has expired and is not covered by the warranty.
- ② Electronic Unit Injector failure caused by high temperature, high pressure, humidity, rain and snow, saline-alkali land, earthquake, and abnormal environment.
- ③ The customer privately disassembles or repairs the electronic unit injector, causing the electronic unit injector to be damaged.
- ④ Electronic Unit Injector damage caused by human factors (throwing, strong magnetic field magnetization, arson).
- ⑤ Electronic unit injector failure or electronic unit injector damage caused by non-electronic unit injector design, technology, manufacturing, quality and other issues.
- ⑥ Electronic unit injector failure caused by system pressure exceeding the approved system pressure.
- ⑦ Electronic unit injector failure caused by system voltage exceeding the approved voltage.
- ⑧ Impurities (water, lead, aluminum powder, iron powder, sulfide) in the system fuel exceed the standard requirements and cause electronic unit injector failure.
- ⑨ Electronic unit injector failure caused by not installing according to the tightening torque specified in the vehicle engine maintenance manual (tightening torque is too large or too small).
- ⑩ Electronic unit injector failure caused by failure to follow the installation angle specified in the vehicle engine maintenance manual.
- 11 Electronic unit injector failure caused by failure to comply with the cleaning requirements specified in the vehicle engine maintenance manual.



12 Electronic unit injector failure caused by failure to replace wearing parts in accordance with the requirements specified in the vehicle engine maintenance manual.

13 Electronic unit injector failure is caused by not following the intake system clearance and exhaust system clearance requirements specified in the vehicle engine maintenance manual.

14 Electronic unit injector failure is caused by not replacing the wearing parts of the fuel intake system and the clearance between the fuel intake system pipeline and the electronic unit injector connection specified in the vehicle engine maintenance manual.

## 1.10. 0414701083 Electronic Unit Injector Manufacturer

**Electronic Unit Injector Manufacturer:** Shenzhen Shumatt Technology Co., Ltd

## 2. 0414701083 Electronic Unit Injector Technical Support

### 2.1. 0414701083 Electronic Unit Injector Part Location

E.g.: See the electronic unit injector part number as follows:

No.	Name
A	Brand、logo、 Part Number



### 2.2. 0414701083 Electronic Unit Injector Installation

#### (1) 0414701083 Electronic Unit Injector Installation Precautions:

**⚠** The replacement of the electronic unit injector must strictly follow the electrical system, the approved



pressure of the low-pressure fuel intake system, the approved pressure of the high-pressure fuel circuit system, and fuel system replacement consumables requirements (including the low-pressure fuel circuit system filter and the high-pressure fuel circuit) specified in the vehicle engine maintenance manual.

⚠ Replacement of wearing parts of the fuel system, cleaning requirements for the connection between the fuel system and the electronic unit injector, the fitting clearance of the electronic unit injector connection, the installation angle and tightening torque of the electronic unit injector, the fitting clearance of the intake system, and the fitting clearance of the exhaust system to ensure the service life of the engine and the normal operation of the electronic unit injector.

⚠ When installing the electronic unit injector on the engine, it is necessary to clean the engine cylinder block, cylinder head and other parts connected to the electronic unit injector and ensure that they are clean and free of dust, carbon deposits, water, rust spots, etc.

⚠ Failure to replace the new sealing ring gasket may lead to: electronic unit injector deformation, fuel leakage, air leakage, serious damage to the electronic unit injector, causing the electronic unit injector to break and cause engine damage.

⚠ When installing the electronic unit injector on the engine, please carefully check that the parts related to the installation of the electronic unit injector, such as the electronic unit injector pressure plate, screws, push rods and other accessories are not deformed, and strictly follow the operating procedures in the engine maintenance manual for installation.

⚠ It is forbidden to expose the electronic unit injector for a long time in an environment with severe dust pollution and corrosion to iron products.

⚠ It is forbidden to expose the electronic unit injector for a long time in a strong magnetic field environment.

### **2.3. 0414701083 Electronic Unit Injector Not Working Normally**

- (1) There is air in the fuel circuit of the engine fuel system.
- (2) The vehicle electronic unit injector supply system is abnormal.
- (3) The engine common rail system is leaking or the pressure limiting valve is damaged.
- (4) The wiring harness connecting the vehicle to the electronic unit injector is short-circuited, disconnected, or has poor contact.
- (5) The anti-rust fuel of the electronic unit injector solidifies after being left for a long time, causing the internal components to become stuck or the fuel holes to become clogged.

⚠ Before installing, carefully check whether other components in the common rail system except the electronic unit injector are damaged to prevent the electronic unit injector from not working properly after being replaced.

### **2.4. 0414701083 Electronic Unit Injector Causes of Being Damaged**

- (1) Didn't operate properly according to engine maintenance manual during disassembly or installation, resulting in damage to the electronic unit injector.
- (2) The fuel used for the vehicle does not meet the standard cause damage to the electronic unit injector, such as: the water content in the fuel exceeds the standard, iron powder, aluminum powder, sulfide impurities exceed the standard, etc.
- (3) The engine is not regularly maintained according to the engine maintenance manual (please refer to the vehicle maintenance manual for the maintenance mileage). For example, failure to replace the lubricating fuel of the engine system for a long time will cause abnormal wear of the engine, excessive exhaust gas volume or a large amount of carbon deposits inside the engine. The filter is not replaced during maintenance or the replaced filter cannot reach the original filter standard. all above reasons can cause damage to the electronic unit injector.
- (4) The abrasion of the electronic unit injector produces iron powder and aluminum powder enter the electronic unit injector and cause damage to the electronic unit injector.
- (5) The deformation and abrasion of fuel tank result in iron powder or aluminum powder entering the electronic unit injector and causing damage to the electronic unit injector.
- (6) The electronic unit injector is damaged due to replacement or adjustment of the relevant parts of the electronic unit injector. For example, the valve clearance does not meet the standard after the engine is repaired, the replacement or modification of the wiring harness connected to the electronic unit injector fails to meet the original standard.
- (7) The engine is overheated and overloaded for a long-time working result in damage to the electronic unit injector.
- (8) The electronic unit injector will be damaged naturally at the end of its working life.
- (9) The electronic unit injector is magnetized (electronic unit injector parts' magnetic exceeded) causing the electronic unit injector to not work properly.

**⚠ Before replacing the electronic unit injector, please check the engine parts carefully according to the engine maintenance manual to avoid the electronic unit injector being damaged again after replacement.**

## **2.5. 0414701083 Electronic Unit Injector Technical Support Obtaining Methods**

- (1) Electronic unit injector technical file, visit <http://shumatt.com> to get the technical file.
- (2) Electronic unit injector technical videos

**Facebook:** Follow <https://www.facebook.com/hison.lito> get technical support videos, and stay tuned for more information.

**YouTube:** [https://www.youtube.com/channel/UCByvYBx7VjV\\_mAfxh\\_Hu-aw](https://www.youtube.com/channel/UCByvYBx7VjV_mAfxh_Hu-aw) to get the technical videos, constantly follow can get more information.

**Shumatt:** Visit <http://shumatt.com> to get the technical videos.

- (3) Electronic unit injector information query software  
TruckBook Parts EPC APP, Android/Apple App Store download and install, visit <http://shumatt.com> to get the download and installation tutorial
- (4) Search the electronic unit injector test data through TruckBook Parts EPC APP.

## **3. 0414701083 Electronic Unit Injector Purchase and Delivery**

### **3.1. 0414701083 Electronic Unit Injector Purchase Payment Term**

Mob/Whatsapp: +86 13410541523

Email : [ruby@shumatt.com](mailto:ruby@shumatt.com)

Tel: +8675523215133

Website : [www.shumatt.com](http://www.shumatt.com)

© 2025 Shenzhen Shumatt Technology Co., Ltd

**Payment Terms:** T/T, PayPal, Alipay, WeChat

**⚠ Please contact our salesmen for specific payment information.**

### 3.2. 0414701083 Electronic Unit Injector Main Sales Markets

**Electronic Unit Injector Main Sales Markets:** Asia, Europe, North America, South America, Africa etc.

### 3.3. 0414701083 Electronic Unit Injector Declaration Requirements

Shumatt can assist customers to provide the following documents for import customs clearance: contract, invoice, packing list, bill of lading, insurance policy, certificate of origin, etc.

### 3.4. 0414701083 Electronic Unit Injector Shipping Ways

**Destination in China Areas:** SF Express, Debon Express, the corresponding logistics company can be provided according to customer requirements in special cases.

**Destinations Out of China's Areas:** DHL, UPS, FedEx, TNT air, ocean or other shipping methods required by customers.

### 3.5. 0414701083 Electronic Unit Injector Lead Time

**Lead Time:** Send out within 3 – 7 working days after receiving payment (Except for special products and special cases) .

### 3.6. 0414701083 Electronic Unit Injector Logistics Time for Destination Out of China's Areas

**DHL Logistics Time:**

Country or Region of Departure	Hong Kong, China	Other Countries or Regions of Asia	Australia and New Zealand	Europe	America	Other Countries
China's Mainland	7 Days	7 Days	8 Days	8 Days	8-12 Days	7-10 Days

**UPS Logistics Time: Country or Region of Departure: China's Mainland**

Country of Destination	Estimated Arrival Time	Country of Destination	Estimated Arrival Time	Country of Destination	Estimated Arrival Time
Japan	3 Days	UK	5-7Days	Egypt	5-7 Days
Turkey	5-7 Days	Singapore	3 Days	Switzerland	5-7 Days
Bahrain	5-7 Days	Latvia	7-10 Days	New Zealand	7-10 Days
Sri Lanka	5-7 Days	Thailand	3 Days	Austria	5-7 Days
Romania	5-7 Days	Vietnam	3-5 Days	Estonia	5-7 Days
Malaysia	3-5 Days	Israel	5-7 Days	Mexico	7-10 Days
France	5-7 Days	America	5-7 Days	United Arab Emirates	5-7 Days
Italy	5-7 Days	Netherlands	5-7 Days	Bengal	7-10 Days
Lebanon	5-7 Days	Philippine	3-5 Days	Greece	7-10 Days
South Korea	3 Days	Spain	5-7 Days	Myanmar	5-7 Days

Mob/Whatsapp: +86 13410541523

Email : [ruby@shumatt.com](mailto:ruby@shumatt.com)

Tel: +8675523215133

Website : [www.shumatt.com](http://www.shumatt.com)

© 2025 Shenzhen Shumatt Technology Co., Ltd

Canada	5-7 Days	Germany	5-7 Days	Saudi Arabia	7-10 Days
Portugal	5-7 Days	Australia	5-7 Days	South Africa	7-10 Days
Denmark	5-7 Days	Belgium	5-7 Days	Ukraine	7-10 Days
India	7-10 Days	Qatar	7-10 Days	Poland	5-7 Days
Indonesia	3-5 Days	Morocco	7-10 Days	Pakistan	7-10 Days
Kuwait	7-10 Days	/	/	/	/

⚠ The logistics time is for reference only and is subject to the actual arrival.

### 3.7. 0414701083 Electronic Unit Injector Packing

**Domestic Express Packaging:** Usually wrapped in waterproof scotch tape, such as picture No. 1.

**International Express Packaging:** Wrapped with waterproof yellow tape After wrapping the black protective film, such as picture No. 2.

**Pallet Shipping:** Use fumigation free and recycling trays that meet export requirements, and use white wrapping protective film to wrap and bind with cable ties for the outside, such as picture No. 3, also, the products can be packaged according to customers' requirements.

⚠ The packing tray is made of plastic and can be recycled.

⚠ Transparent tape, yellow tape, black wrapping protective film, white wrapping protective film are non-degradable materials, please dispose of them properly.


⚠ Minors are prohibited from using transparent tape, yellow tape, black wrapping protective film, and white wrapping protective film to avoid personal injury.



Pic No. 1

**Domestic express packaging:**

Wrapped with Transparent tape



Pic No. 2

**International express packaging:**

Wrapped with yellow tape after wrapping black protective film



Pic No. 3

**Pallet shipment:** Use pallets that meet export requirements and wrap with white plastic wrap and tie.

#### **4. 0414701083 Electronic Unit Injector Storage Standard**

##### **(1) Choose a Suitable Storage Place**

The warehouse and cargo yard where the electronic unit injector is stored should be kept clean and dry, and away from the factory buildings that generate harmful gases and dust; do not mix with acids, alkali, salt, and other substances; the storage place should have a good drainage system; the cargo yard should be flattened with gravel or furnace ash etc. to enhance the water permeability of the surface layer to keep the reservoir area dry.

##### **(2) Strict Requirements of Warehousing**

Strict inspections should be carried out when the electronic unit injector are put into storage, the surface cleaning work should be done well to remove water traces, fuel stains, ashes, and other dirt, remove the rust and do anti-rust treatment in time. Packaged electronic unit injector must be protected from damage.

##### **(3) Keep The Warehouse Dry And Preventing Moisture**

The relative humidity is usually below 70% for the electronic unit injector placed in the room, and the corrosion of the electronic unit injector is significantly reduced.

electronic unit injector must be stored in the warehouse, and they are forbidden to store in the same warehouse with commodities with high water content.

##### **(4) Stack Properly**

After the electronic unit injector is exposed to rain, the corrosion rate will increase significantly. The purpose of sealing is to isolate the electronic unit injector from rainwater and humid air, so the warehouse window should be checked in time to avoid rainwater entering the warehouse.

If the electronic unit injector package is damaged, it should be repaired or replaced; when the package is damp, the packaging material should be dried; if the original anti-corrosion and fuel applied at the factory is found to be damaged or dried up, it should be cleaned and re-applied fuel in time.



**It is forbidden to leave the electronic unit injector exposed in the air for a long time.**

⚠ It is forbidden to store acids, alkalis, salts, and other substances together with the electronic unit injector.

⚠ The unpacked electronic unit injector must be rust-proof during secondary storage.

## 5. Company Information



### 5.1. Company Introduction

**Chinese Name:** 深圳市舒马特科技有限公司

**English Name:** Shenzhen Shumatt Technology Co., Ltd

📞 **Mob Phone/WeChat:** +86-13410541523

📞 **HK Telephone:** +852-67653519

📞 **Telephone:** +86-755-23215133

✉ **Email:** ruby@shumatt.com

🌐 **Website:** [www.shumatt.com](http://www.shumatt.com)

📍 **Shenzhen Office:** 11-12, Floor 14, Building 13, Qinchengda Building, Exit A, Honglang North Subway Station, Bao'an District, Shenzhen, China's Mainland

📍 **Shenzhen Office:** Exit C, Qiao Touxu Metro Station, NO. 66 Chongqing Road, Fuhai Avenue, Bao'an District, Shenzhen, China Mainland

Mob/Whatsapp: +86 13410541523

Email : [ruby@shumatt.com](mailto:ruby@shumatt.com)

© 2025 Shenzhen Shumatt Technology Co., Ltd

Tel: +8675523215133

Website : [www.shumatt.com](http://www.shumatt.com)



📍 **Hong Kong Office:** Jianfa Street Industrial Zone, Tuen Mun, New Territories, Hong Kong, China

📍 **After-sales Service Address:** Please contact our salesmen to obtain and provide the corresponding product maintenance reasons (Reference: [1.9. 0414701083 Electronic Unit Injector Warranty Instructions](#))

## 5.2. Salesmen's Contact Information

No.	Name	WeChat/WhatsApp	Email
1	Ruby	+86-13410541523	ruby@shumatt.com
2	Ivy	+86-18025299821	sales@shumatt.com
3	Rebecca	+86-18025349821	sales01@shumatt.com
4	Janny	+86-18028749821	sales02@shumatt.com
5	Sam	+86-13316859821	Sales8@shumatt.com
6	Natalie	+86- 18938945856	sales15@shumatt.com
7	Ada	+86-1342286353	sales5@shumatt.com
8	Hison Li	+86-18318811871	web@shumatt.com
9	Mecca	+86-18938948618	sales11@shumatt.com
10	Eric	+86 18319033618	sales3@shumatt.com
11	Wayne ( Joaquín en español )	+86-13316959821	wayne@shumatt.com
12	Sylvia	+86 18312499884	sales6@shumatt.com
Visit <a href="http://shumatt.com">http://shumatt.com</a> to obtain the latest information of salesmen			
<b>PS:</b> Shumatt's salesmen's emails are all end with <b>@shumatt.com</b>			

## 6. Copyright Statement

The copyright of any contents (including but not limited to parameters, data, text, charts, images, sounds, or videos, etc.) provided in "*0414701083 Electronic Unit Injector 0414 Series Technical File*" belong to Shenzhen Shumatt Technology Co., Ltd. Without the prior written permission of Shenzhen Shumatt Technology Co., Ltd., you are not allowed to modify any contents in "*0414701083 Electronic Unit Injector 0414 Series Technical File*" in any way. At the same time, any conditions to spread, repost, display the contents of "*0414701083 Electronic Unit Injector 0414 Series Technical File*" should indicate that the cited article is from Shenzhen Shumatt Technology Co., Ltd., Any actions failure to follow above conditions to use "*0414701083 Electronic Unit Injector 0414 Series Technical File*" will violate the "Copyright Law of the People's Republic of China" and other laws and regulations and the provisions of relevant international conventions.