

**C4307452** Injector **ISL** Series Technical File

SKU1: Y1W2000C4307452



**C4307452 Injector ISL Series Technical File**

## content

|  |    |
|--|----|
| 1. C4307452 Injector Introduction.....   | 2  |
| 1.1. C4307452 Injector Basic Information .....                                   | 2  |
| 1.2. C4307452 Injector Common Part Number .....                                  | 2  |
| 1.3. C4307452 Injector Parameter.....  | 2  |
| 1.4. C4307452 Injector Specifications and Dimensions.....                        | 2  |
| 1.5. C4307452 Injector Quality Control .....                                     | 2  |
| 1.6. C4307452 Injector Customized Service .....                                  | 3  |
| 1.7. C4307452 Injector Packing List and Package Size .....                       | 3  |
| 1.8. C4307452 Injector Testing Standard and Certificate .....                    | 5  |
| 1.9. C4307452 Injector Warranty Instructions .....                               | 6  |
| 1.10. C4307452 Injector Manufacturer .....                                       | 7  |
| 2. C4307452 Injector Technical Support.....                                      | 7  |
| 2.1. C4307452 Injector Part Number Location .....                                | 7  |
| 2.2. C4307452 Injector Installation.....   | 7  |
| 2.3. C4307452 Injector Reasons for Not Working Normally.....                     | 8  |
| 2.4. C4307452 Injector Causes of Being Damaged .....                             | 8  |
| 2.5. C4307452 Injector Technical Support Obtaining Methods.....                  | 9  |
| 3. C4307452 Injector Purchase and Delivery.....                                  | 9  |
| 3.1. C4307452 Injector Purchase Payment Term.....                                | 9  |
| 3.2. C4307452 Injector Main Sales Markets .....                                  | 9  |
| 3.3. C4307452 Injector Declaration Requirements.....                             | 10 |
| 3.4. C4307452 Injector Shipping Ways .....                                       | 10 |
| 3.5. C4307452 Injector Lead time.....  | 10 |
| 3.6. C4307452 Injector Logistics Time for Destination Out of China's Areas ..... | 10 |
| 3.7. C4307452 Injector Packing .....   | 11 |
| 4. C4307452 Injector Storage Standard.....                                       | 12 |
| 5. Company Information.....  | 13 |
| 5.1. Company Introduction.....   | 13 |
| 5.2. Sales-men's Contact Information .....                                       | 13 |
| 6. Copyright Statement.....  | 14 |

**C4307452 Injector ISL Series Technical File****1. C4307452 Injector Introduction****1.1. C4307452 Injector Basic Information**

| Title | Common Rail <b>C4307452</b> Injector <b>ISL</b> Series | Quality      |
|-------|--|--------------|
| SKU1  | Y1W2000C4307452  | Original New |

**1.2. C4307452 Injector Common Part Number****(1) Injector Exchange Information**

| Injector Part Number | Re-manufacturing Number |
|----------------------|-------------------------|
| C4307452             | /                       |

**(2) Injector Application Information**

| Vehicle Brand | Car Model | Engine Number |
|---------------|-----------|---------------|
| For Cummins   | Cummins   | ISL9.5        |

**(3) Injector Part Number Common Writing**

C4307452

**1.3. C4307452 Injector Parameter**Adaptation System: **Common Rail System**Injector Series: **ISL Series**Injector Type: **Electromagnetic****1.4. C4307452 Injector Specifications and Dimensions**Injector Size: **24cm\* 5cm \*5cm**Injector Net Weight: **950g**Injector Gross Weight: **1000g**Injector Quality: **Original New**Injector Package Size: **26cm\*7 cm \*7 cm**Injector Type: **High Pressure Common Rail Injector**Injector MOQ: **4 Pieces****1.5. C4307452 Injector Quality Control****(1) Injector Testing**

All injector spare parts are tested for electrical characteristics, accuracy, high temperature, low temperature, withstand voltage, leakage, durability, and various working conditions.

**(2) Injector Assembling**

For the quality control of the injector production and installation process, our company strictly follows the standard product installation data and product installation steps to install, such as injector stroke test, injector solenoid valve tightening torque, injector nozzle tightening torque.

### (3) Injector Inspection

The factory inspection of the injector is undergone full inspection, random inspection, and batch inspection three inspections. Different brands of test benches are used to test the same injector for more than three times for factory inspection, and the injector installation testing environment are progressed in dust-free workshop.

#### 1.6. C4307452 Injector Customized Service

(1) **Injector's Customized Service Coverage:** Meet the customized needs of OEM manufacturers for shell lettering, logo engraving, injector internal packaging, injector external packaging and labels customized, etc.

|   |  |
|---|--|
|  |  |
| Injector House Lettering  | Injector Box And Label   |

#### (2) Injector's Customized Service Requirements:

The quantity of customized injectors shall not be less than **10 pieces**.




The quantity of customized injector packages shall not be less than **1000 pieces**.

Customized products involve the need of specify logo, the OEM manufacturer needs to provide trademark authorization and the sample of logo image file.



⚠ **Once the customized injector is sold, it cannot be returned or exchanged if there is no quality problem.**

#### 1.7. C4307452 Injector Packing List and Package Size

##### (1) Injector Spare Parts List

| No.         | 1   | 2  | 3   |
|-------------|---|--|---|
| Image       |  |  |  |
| Name        | Injector assy   | Anti-rust paper  | VCI Anti-Rust bag   |
| Description | injector assy number: <b>C4307452</b>   | Prevent fuel injectors from rusting  | Prevent fuel injectors from rusting   |



| No.         | 4   | 5  | 6 |
|-------------|---|--|---|
| Image       |  |  | / |
| Name        | Lining  | Fuel injector packaging box  | / |
| Description | Prevent the injector from being damaged by external forces                        | Place the injector and injector accessories  | / |

⚠ Minors are forbidden to use the injector assembly, O-ring, nozzle protective cover, fuel injector housing protective cover, oil return protective cover, VCI anti-rust bag, and air bubble bag to avoid personal injury.

⚠ O-ring and nozzle gasket are disposable installation accessories, and need to be replaced for re-installation.

⚠ The nozzle protective cover, the injector housing protective cover, and the oil return protective cover are recyclable accessories and can be recycled.

⚠ VCI anti-rust bags and bubble bags are non-degradable materials, please dispose them properly after using.

⚠ The injector and the installation parts should be coated with appropriate sealing oil during installation.

## (2) Injector Box Size



| No. | Name         | Injector Package Size (cm) |
|-----|--------------|----------------------------|
| 1   | Injector Box | 26*7*7                     |

## 1.8. C4307452 Injector Testing Standard and Certificate

Shumatt can provide the factory quality inspection test report of each injector to ensure that each delivered injector meets the engine performance indicators.

| BOTEN   |       | 测试报告       |      | 4.05.2019 10:42:09 |   |
|---|-------|------------|------|--------------------|---|
| 申请企业: _____<br>电话: _____ 地址: _____<br>传真: _____ 检测人: _____<br>客户地址: _____<br>电话: _____ 检测单位: _____<br>传真: _____ 客户姓名: _____<br>检测地址: _____<br>检测名称: _____ 检测时间: _____<br>型号-零件号: _____<br>检测内容: _____ |       |            |      |                    |   |
| <b>检测结果</b>   |       |            |      |                    |   |
| 检测标准号: C00000-0511<br>检测标准名称: 喷射器检测<br>检测标准日期: 4.5<br>检测标准单位: 20.0±1.0  |       |            |      |                    |   |
| LEAK TEST:  | 3.8   | 4.5        | 15.0 | 20.0±1.0           | ✓ |
| Endo:   | 3.8   | 4.5        | 15.0 | 20.0±1.0           | ✓ |
| WPRM:   | 3.8   | 4.5        | 15.0 | 20.0±1.0           | ✓ |
| Mass:   | 201.5 | 201.5±14.4 | 0.0  | 201.5±14.4         | ✓ |
| TL:   | 28.4  | 28.4±8.5   | 0.0  | 28.4±8.5           | ✓ |
| EL:   | 14.1  | 14.1±4.8   | 0.0  | 14.1±4.8           | ✓ |
| VE:   | 4.2   | 4.2±1.2    | 0.0  | 4.2±1.2            | ✓ |

## 1.9. C4307452 Injector Warranty Instructions

### (1) Product Warranty Conditions and Instructions

It is necessary to provide pictures, videos, or test reports detected by the injector inspection equipment when the injector is abnormal during use as evidence to feed back to the salesman.

Abnormal conditions are properly explained such as: 1. Smoke, 2. Engine shake, 3. Difficulty starting the engine, 4. Engine noise, 5. oil leakage etc.

### (2) Injector Warranty Coverage

Within 15 days after customer receives the C4307452 injector, if there is a performance failure and the product has no appearance damage, customer can choose to replace it or repair it;

If the C4307452 injector has performance problems during the warranty period (6-12 months), and it is confirmed that it is product's problems after testing, you can contact our salesmen to replace the same model or a reworked product with the same performance for free;

If the injector house has obvious scratches, it can only be repaired and it will be returned as it is if the product is confirmed to be fault-free.

**⚠ Tips:** For products not covered by warranty, our company can provide paid maintenance services. For products after paid repaired, the same performance problem will have a free warranty period within 3 months from the date of repairing.

### (3) Injector Out of Warranty Coverage

- ① The warranty period has expired.
- ② Injector failure caused by high temperature, high pressure, humidity, rain and snow, saline-alkali land, earthquake, and used in abnormal environment.
- ③ Customer disassembles or repairs the injector personally resulting in damage to the injector.
- ④ Injector damage caused by man-made reasons (throwing, strong magnetic field magnetization, set fire).
- ⑤ Injector failure or injector damage caused by non-injector design, technology, manufacturing, quality, and other issues.
- ⑥ Injector failure due to system pressure exceeding system approved pressure.
- ⑦ Injector failure caused by system voltage exceeding approved voltage.
- ⑧ Injector failure caused by impurities (water, lead, aluminum powder, iron powder, sulfide) in the system fuel exceeding the standard requirements.
- ⑨ Injector failure caused by not installing according to the tightening torque specified in the vehicle engine maintenance manual (the tightening torque is too large or too small).
- ⑩ Injector failure caused by not following the installation angle specified in the vehicle engine maintenance manual.
- 11 Injector failure caused by not following the cleaning requirements specified in the vehicle engine maintenance manual.
- 12 Injector failure caused by failure to replace consumable parts as specified in the vehicle engine maintenance manual.
- 13 Injector failure caused by not complying with the intake system fit clearance and exhaust system fit



clearance requirements specified in the vehicle engine maintenance manual.

14 Failure to replace the consumable parts and the fitting clearance of the oil inlet system pipeline and the injector connection in accordance with the fuel intake system specified in the vehicle engine maintenance manual.

## 1.10. C4307452 Injector Manufacturer

Injector's Manufacturer: Shenzhen Shumatt Technology Co., Ltd

## 2. C4307452 Injector Technical Support

### 2.1. C4307452 Injector Part Number Location

1) E.g.: See the injector part number as follows

| No. | Name               |
|-----|--------------------|
| A   | Bran, logo, coding |



### 2.2. C4307452 Injector Installation

#### (1) C4307452 Injector Installation Precautions:

⚠ The replacement of the injector must strictly follow the electrical system, the approved pressure of the low-pressure fuel intake system, the approved pressure of the high-pressure fuel circuit system, and fuel system replacement consumables requirements (including the low-pressure fuel circuit system filter and the high-pressure fuel circuit) specified in the vehicle engine maintenance manual.

⚠ Strictly follow the operation manual of replacement of wearing parts of the fuel system, cleaning



requirements for the connection between the fuel system and the injector, the fitting clearance of the injector connection, the installation angle and tightening torque of the injector, the fitting clearance of the intake system, and the fitting clearance of the exhaust system, so that to ensure the service life of the engine and the normal operation of the injector.

⚠ When installing the injector on the engine, it is necessary to clean the engine block, cylinder head and other parts connected to the injector, and ensure that there is no dust, carbon deposits, water, rust spots, etc.

⚠ Before installing, check whether the injector nozzle gasket has been replaced and installed on the injector.

⚠ When installing the injector, apply lubricant between the injector, injector nozzle sealing gasket and O-ring.

⚠ If a new gasket is not replaced, it can lead to: deformation of the tight cap of nozzle, deformation of nozzle, deformation of nozzle orifice, oil leakage and air leakage, which will cause serious damage to the injector and nozzle to break and cause damage to the engine.

⚠ When installing the injector on the engine, please carefully check the components related to the installation of the injector to ensure they are not deformed, such as the injector pressure plate, screw, injector rod and other accessories, and install it in strict accordance with the operation steps of the engine maintenance manual.

⚠ It is forbidden to operate the bare injector for a long time in an environment with serious dust pollution and corrosion to iron products.

⚠ It is forbidden to operate the bare injector for a long time in a strong magnetic field environment.

### 2.3. C4307452 Injector Reasons for Not Working Normally

- (1) There is air in the oil circuit of the engine fuel system.
- (2) Vehicle fuel injector fuel supply system is abnormal.
- (3) Engine common rail system oil leakage or pressure limiting valve damage.
- (4) There is a short circuit, cutting out and poor contact in the wiring harness connected to the injector of the vehicle.
- (5) The long-term placement of the injector causes the anti-rust oil to solidify, and the internal components are stuck or the oil holes are blocked.

⚠ Before installing, carefully check whether other components in the common rail system except the injector are damaged to prevent the injector from not working properly after being replaced.

### 2.4. C4307452 Injector Causes of Being Damaged

- (1) Didn't operate properly according to engine maintenance manual during disassembly or installation,

resulting in damage to the injector.

- (2) The fuel oil used for the vehicle does not meet the standard cause damage to the injector, such as: the water content in the fuel oil exceeds the standard, iron powder, aluminum powder, sulfide impurities exceed the standard, etc.
- (3) The engine is not regularly maintained according to the engine maintenance manual (please refer to the vehicle maintenance manual for the maintenance mileage). For example, failure to replace the lubricating oil of the engine system for a long time will cause abnormal wear of the engine, excessive exhaust gas volume or a large amount of carbon deposits inside the engine. The filter is not replaced during maintenance or the replaced filter cannot reach the original filter standard. all above reasons can cause damage to the injector.
- (4) The abrasion of the injector produces iron powder and aluminum powder enter the injector and cause damage to the injector.
- (5) The deformation and abrasion of fuel tank result in iron powder or aluminum powder entering the injector and causing damage to the injector.
- (6) The injector is damaged due to replacement or adjustment of the relevant parts of the injector. For example, the valve clearance does not meet the standard after the engine is repaired, the replacement or modification of the wiring harness connected to the injector fails to meet the original standard.
- (7) The engine is overheated and overloaded for a long-time working result in damage to the injector.
- (8) The injector will be damaged naturally at the end of its working life.
- (9) The injector is magnetized (injector parts' magnetic exceeded) causing the injector to not work properly.

**⚠ Before replacing the injector, please check the engine parts carefully according to the engine maintenance manual to avoid the injector being damaged again after replacement.**

## **2.5. C4307452 Injector Technical Support Obtaining Methods**

(1) Injector Technical File , visit <http://shumatt.com> to get the technical file.

(2) Injector Technical Videos

**Facebook:** Visit <https://www.facebook.com/hison.li> to get the technical videos, constantly follow can get more information.

**YouTube:** [https://www.youtube.com/channel/UCByvYBx7ViV\\_mAfxh\\_Hu-aw](https://www.youtube.com/channel/UCByvYBx7ViV_mAfxh_Hu-aw) to get the technical videos, constantly follow can get more information.

**Shumatt:** Visit <http://shumatt.com> to get the technical videos.

(3) Injector Information Query Software

TruckBook Parts EPC APP, Android/Apple App Store download and install, visit <http://shumatt.com> to get the download and installation tutorial

(4) Search The injector test data through TruckBook Parts EPC APP.

## **3. C4307452 Injector Purchase and Delivery**

### **3.1. C4307452 Injector Purchase Payment Term**

**Payment Terms:** T/T, PayPal, Alipay, WeChat

**⚠ Please contact our salesmen for specific payment information.**

### **3.2. C4307452 Injector Main Sales Markets**

Injector main sales markets: Asia, Europe, North America, South America, Africa etc.

### 3.3. C4307452 Injector Declaration Requirements

Shumatt can assist customers to provide the following documents for import customs clearance: contract, invoice, packing list, bill of lading, insurance policy, certificate of origin, etc.

### 3.4. C4307452 Injector Shipping Ways

**Destination in China Areas:** SF Express, Debon Express, the corresponding logistics company can be provided according to customer requirements in special cases.

**Destinations Out of China's Areas:** DHL, UPS, FedEx, TNT air, ocean or other shipping methods required by customers.

### 3.5. C4307452 Injector Lead time

**Lead time:** Send out within 3 – 7 working days after receiving payment (Except for special products and special cases)

### 3.6. C4307452 Injector Logistics Time for Destination Out of China's Areas

**DHL Logistics Time :**

| Country or Region of Departure | Hong Kong, China | Other Countries or Regions of Asia | Australia and New Zealand | Europe | America   | Other Countries |
|--------------------------------|------------------|------------------------------------|---------------------------|--------|-----------|-----------------|
| China's Mainland               | 7 Days           | 7 Days                             | 8 Days                    | 8 Days | 8-12 Days | 7-10 Days       |

**UPS Logistics Time: Country or Region of Departure: China's Mainland**

| Country of Destination | Estimated Arrival Time | Country of Destination | Estimated Arrival Time | Country of Destination | Estimated Arrival Time |
|------------------------|------------------------|------------------------|------------------------|------------------------|------------------------|
| Japan                  | 3 Days                 | UK                     | 5-7Days                | Egypt                  | 5-7 Days               |
| Turkey                 | 5-7 Days               | Singapore              | 3 Days                 | Switzerland            | 5-7 Days               |
| Bahrain                | 5-7 Days               | Latvia                 | 7-10 Days              | New Zealand            | 7-10 Days              |
| Sri Lanka              | 5-7 Days               | Thailand               | 3 Days                 | Austria                | 5-7 Days               |
| Romania                | 5-7 Days               | Vietnam                | 3-5 Days               | Estonia                | 5-7 Days               |
| Malaysia               | 3-5 Days               | Israel                 | 5-7 Days               | Mexico                 | 7-10 Days              |
| France                 | 5-7 Days               | America                | 5-7 Days               | United Arab Emirates   | 5-7 Days               |
| Italy                  | 5-7 Days               | Netherlands            | 5-7 Days               | Bengal                 | 7-10 Days              |
| Lebanon                | 5-7 Days               | Philippine             | 3-5 Days               | Greece                 | 7-10 Days              |



|             |           |           |           |              |           |
|-------------|-----------|-----------|-----------|--------------|-----------|
| South Korea | 3 Days    | Spain     | 5-7 Days  | Myanmar      | 5-7 Days  |
| Canada      | 5-7 Days  | Germany   | 5-7 Days  | Saudi Arabia | 7-10 Days |
| Portugal    | 5-7 Days  | Australia | 5-7 Days  | South Africa | 7-10 Days |
| Denmark     | 5-7 Days  | Belgium   | 5-7 Days  | Ukraine      | 7-10 Days |
| India       | 7-10 Days | Qatar     | 7-10 Days | Poland       | 5-7 Days  |
| Indonesia   | 3-5 Days  | Morocco   | 7-10 Days | Pakistan     | 7-10 Days |
| Kuwait      | 7-10 Days | /         | /         | /            | /         |

⚠ The logistics time is for reference only and is subject to the actual arrival.

### 3.7. C4307452 Injector Packing

**Domestic express packaging:** Usually wrapped in waterproof scotch tape, such as picture No.1.

**International express packaging:** Wrapped with waterproof yellow tape After wrapping the black protective film, such as picture No. 2.

**Pallet Shipping:** Use fumigation free and recycling trays that meet export requirements, and use white wrapping protective film to wrap and bind with cable ties for the outside, such as picture No. 3, also, the products can be packaged according to customers' requirements.

⚠ The packing tray is made of plastic and can be recycled.

⚠ Transparent tape, yellow tape, black wrapping protective film, white wrapping protective film are non-degradable materials, please dispose of them properly.

⚠ Minors are prohibited from using transparent tape, yellow tape, black wrapping protective film, and white wrapping protective film to avoid personal injury.



Pic No. 1

**Domestic express packaging:**  
Wrapped with Transparent tape



Pic No. 2

**International express packaging:**  
Wrapped with yellow tape after wrapping black protective film





Pic No. 3

**Pallet Shipping:** Use pallet that meet export requirements, and use white wrapping protective film to wrap and bind with cable ties

#### 4. **C4307452** Injector Storage Standard

##### (1) Choose a suitable storage place

The warehouse and cargo yard where the injector is stored should be kept clean and dry, and away from the factory buildings that generate harmful gases and dust; do not mix with acids, alkali, salt and other substances; the storage place should have a good drainage system; the cargo yard should be flattened with gravel or furnace ash etc. to enhance the water permeability of the surface layer to keep the reservoir area dry.

##### (2) Strict requirements of warehousing

Strict inspections should be carried out when the injectors are put into storage, the surface cleaning work should be done well to remove water traces, oil stains, ash, and other dirt, remove the rust and do anti-rust treatment in time. Packaged injectors must be protected from damage.

##### (3) Keep the warehouse dry and preventing moisture

The relative humidity is usually below 70% for the injectors placed in the room, and the corrosion of the injectors is significantly reduced.

Injectors must be stored in the warehouse, and they are forbidden to store in the same warehouse with commodities with high water content.

##### (4) Stack Properly

After the injector is exposed to rain, the corrosion rate will increase significantly. The purpose of sealing is to isolate the injector from rainwater and humid air, so the warehouse window should be checked in time to avoid rainwater entering the warehouse

If the injector package is damaged, it should be repaired or replaced; when the package is damp, the packaging material should be dried; if the original anti-corrosion and oil applied at the factory is found to be damaged or dried up, it should be cleaned and re-applied oil in time.



It is forbidden to leave the injector exposed in the air for a long time.



It is forbidden to store acids, alkali, salt, and other substances together with the injector.



The unpacked injector must be rust-proof during secondary storage.

## 5. Company Information



Office Locations



Global Exhibitions

### 5.1. Company Introduction

**Chinese Name:** 深圳市舒马特科技有限公司

**English Name:** Shenzhen Shumatt Technology Co., Ltd



**Mob Phone/WeChat:** +86-13410541523



**HK Telephone:** +852-67653519



**Telephone:** +86-755-23215133



**Email:** ruby@shumatt.com



**Website:** [www.shumatt.com](http://www.shumatt.com)



**Shenzhen Office:** 11-12, Floor 14, Building 13, Qinchengda Building, Exit A, Honglang North Subway Station, Bao'an District, Shenzhen, China's Mainland



**Shenzhen Office:** Exit C, Qiao Touxu Metro Station, NO. 66 Chongqing Road, Fuhai Avenue, Bao'an District, Shenzhen, China Mainland



**Hong Kong Office:** Jianfa Street Industrial Zone, Tuen Mun, New Territories, Hong Kong, China



**After-sales Service Address:** Please contact our salesmen to obtain and provide the corresponding product maintenance reasons (Reference: [1.9. C4307452 Injector Warranty Instructions](#))

### 5.2. Sales-men's Contact Information

Mob/WhatsApp: +86 13410541523

Email: [ruby@shumatt.com](mailto:ruby@shumatt.com)

Tel: +8675523215133

Website : [www.shumatt.com](http://www.shumatt.com)

© 2025 Shenzhen Shumatt Technology Co., Ltd

| No.  | Name                         | WeChat/WhatsApp  | Email               |
|--|------------------------------|------------------|---------------------|
| 1  | Ruby                         | +86-13410541523  | ruby@shumatt.com    |
| 2  | Ivy                          | +86-18025299821  | sales@shumatt.com   |
| 3  | Rebecca                      | +86-18025349821  | sales01@shumatt.com |
| 4  | Janny                        | +86-18028749821  | sales02@shumatt.com |
| 5  | Sam                          | +86-13316859821  | Sales8@shumatt.com  |
| 6  | Natalie                      | +86- 18938945856 | sales15@shumatt.com |
| 7  | Ada                          | +86-1342286353   | sales5@shumatt.com  |
| 8  | Hison Li                     | +86-18318811871  | web@shumatt.com     |
| 9  | Mecca                        | +86-18938948618  | sales11@shumatt.com |
| 10   | Eric                         | +86 18319033618  | sales3@shumatt.com  |
| 11   | Wayne ( Joaquín en español ) | +86-13316959821  | wayne@shumatt.com   |
| 12   | Sylvia                       | +86 18312499884  | sales6@shumatt.com  |
| Visit <a href="http://shumatt.com">http://shumatt.com</a> to obtain the latest information of salesmen |                              |                  |                     |
| <b>PS:</b> Shumatt's sales-men's emails are all end with <b>@shumatt.com</b>                           |                              |                  |                     |

## 6. Copyright Statement

The copyright of any contents (including but not limited to parameters, data, text, charts, images, sounds, or videos, etc.) provided in "*C4307452 Injector ISL Series Technical File*" belong to Shenzhen Shumatt Technology Co., Ltd. Without the prior written permission of Shenzhen Shumatt Technology Co., Ltd., you are not allowed to modify any contents in "*C4307452 Injector ISL Series Technical File*" in any way. At the same time, any conditions to spread, re-post, display the contents of "*C4307452 Injector ISL Series Technical File*" should indicate that the cited article is from Shenzhen Shumatt Technology Co., Ltd., Any actions failure to follow above conditions to use "*C4307452 Injector ISL Series Technical File*" will violate the "Copyright Law of the People's Republic of China" and other laws and regulations and the provisions of relevant international conventions.