


**190440-0390 Fuel Pump Repair Kit Technical File**

**SKU: G1L21904400390**



**190440-0390 Fuel Pump Repair Kit Technical File****content**

1. 190440-0390 Fuel Pump Repair Kit Introduction.....	2
1.1. 190440-0390 Fuel Pump Repair Kit Basic Information .....	2
1.2. 190440-0390 Fuel Pump Repair Kit Common Part Number .....	2
1.3. 190440-0390 Fuel Pump Repair Kit Parameter .....	2
1.4. 190440-0390 Fuel Pump Repair Kit Specifications and Dimensions.....	2
1.5. 190440-0390 Fuel Pump Repair Kit Quality Control .....	2
1.6. 190440-0390 Fuel Pump Repair Kit Customized Service .....	3
1.7. 190440-0390 Fuel Pump Repair Kit Packing List and Package Size .....	3
1.8. 190440-0390 Fuel Pump Repair Kit Testing Standard and Certificate .....	4
1.9. 190440-0390 Fuel Pump Repair Kit Warranty Instructions.....	4
1.10. 190440-0390 Fuel Pump Repair Kit Manufacturer .....	5
2. 190440-0390 Fuel Pump Repair Kit Technical Support .....	5
2.1. 190440-0390 Fuel Pump Repair Kit Installation.....	5
2.2. 190440-0390 Fuel Pump Repair Kit Reasons for Not Working Normally .....	6
2.3. 190440-0390 Fuel Pump Repair Kit Causes of Being Damaged .....	6
2.4. 190440-0390 Fuel Pump Repair Kit Technical Support Obtaining Methods .....	7
3. 190440-0390 Fuel Pump Repair Kit Purchase and Delivery .....	7
3.1. 190440-0390 Fuel Pump Repair Kit Purchase Payment Term .....	7
3.2. 190440-0390 Fuel Pump Repair Kit Main Sales Markets .....	8
3.3. 190440-0390 Fuel Pump Repair Kit Declaration Requirements.....	8
3.4. 190440-0390 Fuel Pump Repair Kit Shipping Ways .....	8
3.5. 190440-0390 Fuel Pump Repair Kit Lead time.....	8
3.6. 190440-0390 Fuel Pump Repair Kit Logistics Time for Destination Out of China's Areas.....	8
3.7. 190440-0390 Fuel Pump Repair Kit Packing .....	9
4. 190440-0390 Fuel Pump Repair Kit Storage Standard .....	10
5. Company Information.....	11
5.1. Company Introduction.....	11
5.2. Sales-men's Contact Information.....	12
6. Copyright Statement.....	12

## 190440-0390 Fuel Pump Repair Kit Technical File

### 1. 190440-0390 Fuel Pump Repair Kit Introduction

#### 1.1. 190440-0390 Fuel Pump Repair Kit Basic Information

Title	190440-0390 <b>HP3 Series</b> Fuel Pump Repair Kit	Quality
SKU	G1L21904400390	China Made New

#### 1.2. 190440-0390 Fuel Pump Repair Kit Common Part Number

##### (1) Fuel Pump Repair Kit Exchange Information

Fuel Pump Repair Kit Part Number	Universal Part Number
190440-0390	/

##### (2) Fuel Pump Repair Kit Application Information

Fuel Pump Model	OE Number	Vehicle Brand	Engine Model
294000-1631	/	OTHERS	ISF3.8

##### (3) Fuel Pump Repair Kit Part Number Common Writing

190440-0390

#### 1.3. 190440-0390 Fuel Pump Repair Kit Parameter

Adaptation System: **Common Rail System**

Fuel Pump Repair Kit Series: **HP3 Series**

Fuel Pump Repair Kit Type: **High Pressure Common Rail Fuel Pump Repair Kit**

#### 1.4. 190440-0390 Fuel Pump Repair Kit Specifications and Dimensions

Fuel Pump Repair Kit Size: **10cm\* 10cm \*1cm**

Fuel Pump Repair Kit Net Weight: **20g**

Fuel Pump Repair Kit Gross Weight: **76g**

Fuel Pump Repair Kit Quality: **China Made New**

Fuel Pump Repair Kit Package Size: **16cm\*12 cm \*2 cm**

Fuel Pump Repair Kit MOQ: **1pcs**

#### 1.5. 190440-0390 Fuel Pump Repair Kit Quality Control

##### (1) Fuel Pump Repair Kit Testing

All fuel pump repair kit spare parts are tested for electrical characteristics, accuracy, high temperature, low temperature, withstand voltage, leakage, durability, and various working conditions.

##### (2) Fuel Pump Repair Kit Assembling

For the quality control of the fuel pump repair kit production and installation process, our company strictly follows the standard product installation data and product installation steps to install, such as fuel pump repair kit stroke test, fuel pump repair kit fatigue spring test.



## (3) Fuel Pump Repair Kit Inspection

The factory inspection of the fuel pump repair kit is undergone full inspection, random inspection, and batch inspection three inspections. Different brands of test benches are used to test the same fuel pump repair kit for more than three times for factory inspection, and the fuel pump repair kit installation testing environment are progressed in dust-free workshop.

### 1.6. 190440-0390 Fuel Pump Repair Kit Customized Service

(1) **Fuel Pump Repair Kit's Customized Service Coverage:** Meet the customized needs of OEM manufacturers for shell lettering, logo engraving, fuel pump repair kit internal packaging, fuel pump repair kit external packaging and labels customized, etc.



### (2) Fuel Pump Repair Kit's Customized Service Requirements:

The quantity of customized fuel pump repair kits shall not be less than **10 pieces**.





The quantity of customized fuel pump repair kit packages shall not be less than **1000 pieces**.

Customized products involve the need of specify logo, the OEM manufacturer needs to provide trademark authorization and the sample of logo image file.

▲ **Once the customized fuel pump repair kit is sold, it cannot be returned or exchanged if there is no quality problem.**

### 1.7. 190440-0390 Fuel Pump Repair Kit Packing List and Package Size

#### (1) Fuel Pump Repair Kit Spare Parts List

No.	1	2	3
Image			
Name	Fuel Pump Repair Kit Assy	Desiccant	White Anti-rust Bag
Description	Fuel pump repair kit assy number: 190440-0390	Prevents rust; absorbs moisture	Prevent fuel pump repair kits from rusting
No.	4	/	/
Image		/	/

**⚠ Minors are forbidden to use the fuel pump repair kit assembly, O-ring, nozzle protective cover, fuel fuel pump repair kit housing protective cover, oil return protective cover, VCI anti-rust bag, and air bubble bag to avoid personal injury.**

**⚠ The fuel pump repair kit and the installation parts should be coated with appropriate sealing oil during installation.**

Shumatt can provide the factory quality inspection test report of each fuel pump repair kit to ensure that each delivered fuel pump repair kit meets the engine performance indicators.

### 1.9. 190440-0390 Fuel Pump Repair Kit Warranty Instructions

It is necessary to provide pictures, videos, or test reports detected by the fuel pump repair kit inspection equipment when the fuel pump repair kit is abnormal during use as evidence to feed back to the salesman. Abnormal conditions are properly explained such as: 1.Smoke, 2. Engine shake, 3. Difficulty starting the engine, 4. Engine noise, 5. oil leakage etc.

Within 15 days after customer receives the 190440-0390 fuel pump repair kit, if there is a performance

failure and the product has no appearance damage, customer can choose to replace it or repair it;

If the 190440-0390 fuel pump repair kit has performance problems during the warranty period (6-12 months), and it is confirmed that it is product's problems after testing, you can contact our salesmen to replace the same model or a reworked product with the same performance for free;

If the fuel pump repair kit house has obvious scratches, it can only be repaired and it will be returned as it is if the product is confirmed to be fault-free.

**⚠ Tips:** For products not covered by warranty, our company can provide paid maintenance services. For products after paid repaired, the same performance problem will have a free warranty period within 3 months from the date of repairing.

### **(3) Fuel Pump Repair Kit Out of Warranty Coverage**

- ① The warranty period has expired.
- ② Fuel pump repair kit failure caused by high temperature, high pressure, humidity, rain and snow, saline-alkali land, earthquake, and used in abnormal environment.
- ③ Customer disassembles or repairs the fuel pump repair kit personally resulting in damage to the fuel pump repair kit.
- ④ Fuel pump repair kit damage caused by man-made reasons (throwing, strong magnetic field magnetization, set fire).
- ⑤ Fuel pump repair kit failure or fuel pump repair kit damage caused by non-fuel pump repair kit design, technology, manufacturing, quality, and other issues.
- ⑥ Fuel pump repair kit failure due to system pressure exceeding system approved pressure.
- ⑦ Fuel pump repair kit failure caused by system voltage exceeding approved voltage.
- ⑧ Fuel pump repair kit failure caused by impurities (water, lead, aluminum powder, iron powder, sulfide) in the system fuel exceeding the standard requirements.
- ⑨ Fuel pump repair kit failure caused by not installing according to the tightening torque specified in the vehicle engine maintenance manual (the tightening torque is too large or too small).
- ⑩ Fuel pump repair kit failure caused by not following the installation angle specified in the vehicle engine maintenance manual.
- 11 Fuel pump repair kit failure caused by not following the cleaning requirements specified in the vehicle engine maintenance manual.
- 12 Fuel pump repair kit failure caused by failure to replace consumable parts as specified in the vehicle engine maintenance manual.
- 13 Fuel pump repair kit failure caused by not complying with the intake system fit clearance and exhaust system fit clearance requirements specified in the vehicle engine maintenance manual.
- 14 Failure to replace the consumable parts and the fitting clearance of the oil inlet system pipeline and the fuel pump repair kit connection in accordance with the fuel intake system specified in the vehicle engine maintenance manual.

#### **1.10. 190440-0390 Fuel Pump Repair Kit Manufacturer**

**Fuel Pump Repair Kit's Manufacturer:** Shenzhen Shumatt Technology Co., Ltd

## **2. 190440-0390 Fuel Pump Repair Kit Technical Support**

### **2.1. 190440-0390 Fuel Pump Repair Kit Installation**



**(1) 190440-0390 Fuel Pump Repair Kit Installation Precautions:**

- ⚠ The replacement of the fuel pump repair kit must strictly follow the electrical system, the approved pressure of the low-pressure fuel intake system, the approved pressure of the high-pressure fuel circuit system, and fuel system replacement consumables requirements (including the low-pressure fuel circuit system filter and the high-pressure fuel circuit) specified in the vehicle engine maintenance manual.
- ⚠ Strictly follow the operation manual of replacement of wearing parts of the fuel system, cleaning requirements for the connection between the fuel system and the fuel pump repair kit, the fitting clearance of the fuel pump repair kit connection, the installation angle and tightening torque of the fuel pump repair kit, the fitting clearance of the intake system, and the fitting clearance of the exhaust system, so that to ensure the service life of the engine and the normal operation of the fuel pump repair kit.
- ⚠ When installing the fuel pump repair kit on the engine, it is necessary to clean the engine block, cylinder head and other parts connected to the fuel pump repair kit, and ensure that there is no dust, carbon deposits, water, rust spots, etc.
- ⚠ When installing the fuel pump repair kit on the engine, please carefully check the components related to the installation of the fuel pump repair kit to ensure they are not deformed, such as the fuel pump repair kit pressure plate, screw, fuel pump repair kit rod and other accessories, and install it in strict accordance with the operation steps of the engine maintenance manual.
- ⚠ It is forbidden to operate the bare fuel pump repair kit for a long time in an environment with serious dust pollution and corrosion to iron products.
- ⚠ It is forbidden to operate the bare fuel pump repair kit for a long time in a strong magnetic field environment.

**2.2. 190440-0390 Fuel Pump Repair Kit Reasons for Not Working Normally**

- (1) There is air in the oil circuit of the engine fuel system.
  - (2) Vehicle fuel pump repair kit fuel supply system is abnormal.
  - (3) Engine common rail system oil leakage or pressure limiting valve damage.
  - (4) There is a short circuit, cutting out and poor contact in the wiring harness connected to the fuel pump repair kit of the vehicle.
  - (5) The long-term placement of the fuel pump repair kit causes the anti-rust oil to solidify, and the internal components are stuck or the oil holes are blocked.
- ⚠ Before installing, carefully check whether other components in the common rail system except the fuel pump repair kit are damaged to prevent the fuel pump repair kit from not working properly after being replaced.

**2.3. 190440-0390 Fuel Pump Repair Kit Causes of Being Damaged**

- (1) Didn't operate properly according to engine maintenance manual during disassembly or installation, resulting in damage to the fuel pump repair kit.
- (2) The fuel oil used for the vehicle does not meet the standard cause damage to the fuel pump repair kit,

such as: the water content in the fuel oil exceeds the standard, iron powder, aluminum powder, sulfide impurities exceed the standard, etc.

- (3) The engine is not regularly maintained according to the engine maintenance manual (please refer to the vehicle maintenance manual for the maintenance mileage). For example, failure to replace the lubricating oil of the engine system for a long time will cause abnormal wear of the engine, excessive exhaust gas volume or a large amount of carbon deposits inside the engine. The filter is not replaced during maintenance or the replaced filter cannot reach the original filter standard. all above reasons can cause damage to the fuel pump repair kit.
- (4) The abrasion of the fuel pump repair kit produces iron powder and aluminum powder enter the fuel pump repair kit and cause damage to the fuel pump repair kit.
- (5) The deformation and abrasion of fuel tank result in iron powder or aluminum powder entering the fuel pump repair kit and causing damage to the fuel pump repair kit.
- (6) The fuel pump repair kit is damaged due to replacement or adjustment of the relevant parts of the fuel pump repair kit. For example, the valve clearance does not meet the standard after the engine is repaired, the replacement or modification of the wiring harness connected to the fuel pump repair kit fails to meet the original standard.
- (7) The engine is overheated and overloaded for a long-time working result in damage to the fuel pump repair kit.
- (8) The fuel pump repair kit will be damaged naturally at the end of its working life.
- (9) The fuel pump repair kit is magnetized (fuel pump repair kit parts' magnetic exceeded) causing the fuel pump repair kit to not work properly.

**⚠ Before replacing the fuel pump repair kit, please check the engine parts carefully according to the engine maintenance manual to avoid the fuel pump repair kit being damaged again after replacement.**

#### **2.4. 190440-0390 Fuel Pump Repair Kit Technical Support Obtaining Methods**

(1) Fuel Pump Repair Kit Technical File , visit <http://shumatt.com> to get the technical file.

(2) Fuel Pump Repair Kit Technical Videos

**Facebook:** Visit <https://www.facebook.com/hison.li> to get the technical videos, constantly follow can get more information.

**YouTube:** [https://www.youtube.com/channel/UCByvYBx7VjV\\_mAfxh\\_Hu-aw](https://www.youtube.com/channel/UCByvYBx7VjV_mAfxh_Hu-aw) to get the technical videos, constantly follow can get more information.

**Shumatt:** Visit <http://shumatt.com> to get the technical videos.

(3) Fuel Pump Repair Kit Information Query Software

TruckBook Parts EPC APP, Android/Apple App Store download and install, visit <http://shumatt.com> to get the download and installation tutorial

(4) Search The fuel pump repair kit test data through TruckBook Parts EPC APP.

### **3. 190440-0390 Fuel Pump Repair Kit Purchase and Delivery**

#### **3.1. 190440-0390 Fuel Pump Repair Kit Purchase Payment Term**

**Payment Terms:** T/T, PayPal, Alipay, WeChat

**⚠ Please contact our salesmen for specific payment information.**



## 3.2. 190440-0390 Fuel Pump Repair Kit Main Sales Markets

Fuel pump repair kit main sales markets: Asia, Europe, North America, South America, Africa etc.

## 3.3. 190440-0390 Fuel Pump Repair Kit Declaration Requirements

Shumatt can assist customers to provide the following documents for import customs clearance: contract, invoice, packing list, bill of lading, insurance policy, certificate of origin, etc.

## 3.4. 190440-0390 Fuel Pump Repair Kit Shipping Ways

**Destination in China Areas:** SF Express, Debon Express, the corresponding logistics company can be provided according to customer requirements in special cases.

**Destinations Out of China's Areas:** DHL, UPS, FedEx, TNT air, ocean or other shipping methods required by customers.

## 3.5. 190440-0390 Fuel Pump Repair Kit Lead time

**Lead time:** Send out within 3 – 7 working days after receiving payment (Except for special products and special cases)

## 3.6. 190440-0390 Fuel Pump Repair Kit Logistics Time for Destination Out of China's Areas

**DHL Logistics Time :**

Country or Region of Departure	Hong Kong, China	Other Countries or Regions of Asia	Australia and New Zealand	Europe	America	Other Countries
China's Mainland	7 Days	7 Days	8 Days	8 Days	8-12 Days	7-10 Days

**UPS Logistics Time: Country or Region of Departure: China's Mainland**

Country of Destination	Estimated Arrival Time	Country of Destination	Estimated Arrival Time	Country of Destination	Estimated Arrival Time
Japan	3 Days	UK	5-7Days	Egypt	5-7 Days
Turkey	5-7 Days	Singapore	3 Days	Switzerland	5-7 Days
Bahrain	5-7 Days	Latvia	7-10 Days	New Zealand	7-10 Days
Sri Lanka	5-7 Days	Thailand	3 Days	Austria	5-7 Days
Romania	5-7 Days	Vietnam	3-5 Days	Estonia	5-7 Days
Malaysia	3-5 Days	Israel	5-7 Days	Mexico	7-10 Days
France	5-7 Days	America	5-7 Days	United Arab Emirates	5-7 Days
Italy	5-7 Days	Netherlands	5-7 Days	Bengal	7-10 Days
Lebanon	5-7 Days	Philippine	3-5 Days	Greece	7-10 Days
South Korea	3 Days	Spain	5-7 Days	Myanmar	5-7 Days
Canada	5-7 Days	Germany	5-7 Days	Saudi Arabia	7-10 Days
Portugal	5-7 Days	Australia	5-7 Days	South Africa	7-10 Days
Denmark	5-7 Days	Belgium	5-7 Days	Ukraine	7-10 Days
India	7-10 Days	Qatar	7-10 Days	Poland	5-7 Days
Indonesia	3-5 Days	Morocco	7-10 Days	Pakistan	7-10 Days

Kuwait	7-10 Days	/	/	/	/
--------	-----------	---	---	---	---

**⚠ The logistics time is for reference only and is subject to the actual arrival.**

### 3.7. 190440-0390 Fuel Pump Repair Kit Packing

**Domestic express packaging:** Usually wrapped in waterproof scotch tape, such as picture No.1.

**International express packaging:** Wrapped with waterproof yellow tape After wrapping the black protective film, such as picture No. 2.

**Pallet Shipping:** Use fumigation free and recycling trays that meet export requirements, and use white wrapping protective film to wrap and bind with cable ties for the outside, such as picture No. 3, also, the products can be packaged according to customers' requirements.

**⚠ The packing tray is made of plastic and can be recycled.**

**⚠ Transparent tape, yellow tape, black wrapping protective film, white wrapping protective film are non-degradable materials, please dispose of them properly.**


**⚠ Minors are prohibited from using transparent tape, yellow tape, black wrapping protective film, and white wrapping protective film to avoid personal injury.**



Pic No. 1

**Domestic express packaging:**

Wrapped with Transparent tape



Pic No. 2

**International express packaging:**

Wrapped with yellow tape after wrapping black protective film



Pic No. 3

**Pallet Shipping:** Use pallet that meet export requirements, and use white wrapping protective film to wrap and bind with cable ties

#### 4. 190440-0390 Fuel Pump Repair Kit Storage Standard

##### (1) Choose a suitable storage place

The warehouse and cargo yard where the fuel pump repair kit is stored should be kept clean and dry, and away from the factory buildings that generate harmful gases and dust; do not mix with acids, alkali, salt and other substances; the storage place should have a good drainage system; the cargo yard should be flattened with gravel or furnace ash etc. to enhance the water permeability of the surface layer to keep the reservoir area dry.

##### (2) Strict requirements of warehousing

Strict inspections should be carried out when the fuel pump repair kits are put into storage, the surface cleaning work should be done well to remove water traces, oil stains, ash, and other dirt, remove the rust and do anti-rust treatment in time. Packaged fuel pump repair kits must be protected from damage.

##### (3) Keep the warehouse dry and preventing moisture

The relative humidity is usually below 70% for the fuel pump repair kits placed in the room, and the corrosion of the fuel pump repair kits is significantly reduced.

Fuel pump repair kits must be stored in the warehouse, and they are forbidden to store in the same warehouse with commodities with high water content.

##### (4) Stack Properly

After the fuel pump repair kit is exposed to rain, the corrosion rate will increase significantly. The purpose of sealing is to isolate the fuel pump repair kit from rainwater and humid air, so the warehouse window should be checked in time to avoid rainwater entering the warehouse

If the fuel pump repair kit package is damaged, it should be repaired or replaced; when the package is damp, the packaging material should be dried; if the original anti-corrosion and oil applied at the factory is



found to be damaged or dried up, it should be cleaned and re-applied oil in time.



It is forbidden to leave the fuel pump repair kit exposed in the air for a long time.



It is forbidden to store acids, alkali, salt, and other substances together with the fuel pump repair kit.



The unpacked fuel pump repair kit must be rust-proof during secondary storage.

## 5. Company Information



Office Locations



Global Exhibitions

### 5.1. Company Introduction

**Chinese Name:** 深圳市舒马特科技有限公司

**English Name:** Shenzhen Shumatt Technology Co., Ltd



**Mob Phone/WeChat:** +86-13410541523



**HK Telephone:** +852-67653519



**Telephone:** +86-755-23215133



**Email:** [ruby@shumatt.com](mailto:ruby@shumatt.com)



**Website:** [www.shumatt.com](http://www.shumatt.com)



**Shenzhen Office:** 11-12, Floor 14, Building 13, Qinchengda Building, Exit A, Honglang North Subway Station, Bao'an District, Shenzhen, China's Mainland

📍 **Shenzhen Office:** Exit C, Qiao Touxu Metro Station, NO. 66 Chongqing Road, Fuhai Avenue, Bao'an District, Shenzhen, China Mainland

📍 **Hong Kong Office:** Jianfa Street Industrial Zone, Tuen Mun, New Territories, Hong Kong, China

📍 **After-sales Service Address:** Please contact our salesmen to obtain and provide the corresponding product maintenance reasons (Reference: [1.9. 190440-0390 Fuel Pump Repair Kit Warranty Instructions](#))

## 5.2. Sales-men's Contact Information

No.	Name	WeChat/WhatsApp	Email
1	Ruby	+86-13410541523	ruby@shumatt.com
2	Ivy	+86-18025299821	sales@shumatt.com
3	Rebecca	+86-18025349821	sales01@shumatt.com
4	Janny	+86-18028749821	sales02@shumatt.com
5	Sam	+86-13316859821	Sales8@shumatt.com
6	Natalie	+86- 18938945856	sales15@shumatt.com
7	Ada	+86-1190440-0390286353	sales5@shumatt.com
8	Hison Li	+86-18318811871	web@shumatt.com
9	Mecca	+86-18938948618	sales11@shumatt.com
10	Eric	+86 18319033618	sales3@shumatt.com
11	Wayne ( Joaquín en español )	+86-13316959821	wayne@shumatt.com
12	Sylvia	+86 18312499884	sales6@shumatt.com
Visit <a href="http://shumatt.com">http://shumatt.com</a> to obtain the latest information of salesmen			
<b>PS:</b> Shumatt's sales-men's emails are all end with <b>@shumatt.com</b>			

## 6. Copyright Statement

The copyright of any contents (including but not limited to parameters, data, text, charts, images, sounds, or videos, etc.) provided in "**190440-0390 Fuel Pump Repair Kit Technical File**" belong to Shenzhen Shumatt Technology Co., Ltd. Without the prior written permission of Shenzhen Shumatt Technology Co., Ltd., you are not allowed to modify any contents in "**190440-0390 Fuel Pump Repair Kit Technical File**" in any way. At the same time, any conditions to spread, re-post, display the contents of "**190440-0390 Fuel Pump Repair Kit Technical File**" should indicate that the cited article is from Shenzhen Shumatt Technology Co., Ltd., Any actions failure to follow above conditions to use "**190440-0390 Fuel Pump Repair Kit Technical File**" will violate the "Copyright Law of the People's Republic of China" and other laws and regulations and the provisions of relevant international conventions. All referenced brands are property of their respective owners. This website is not affiliated with them.